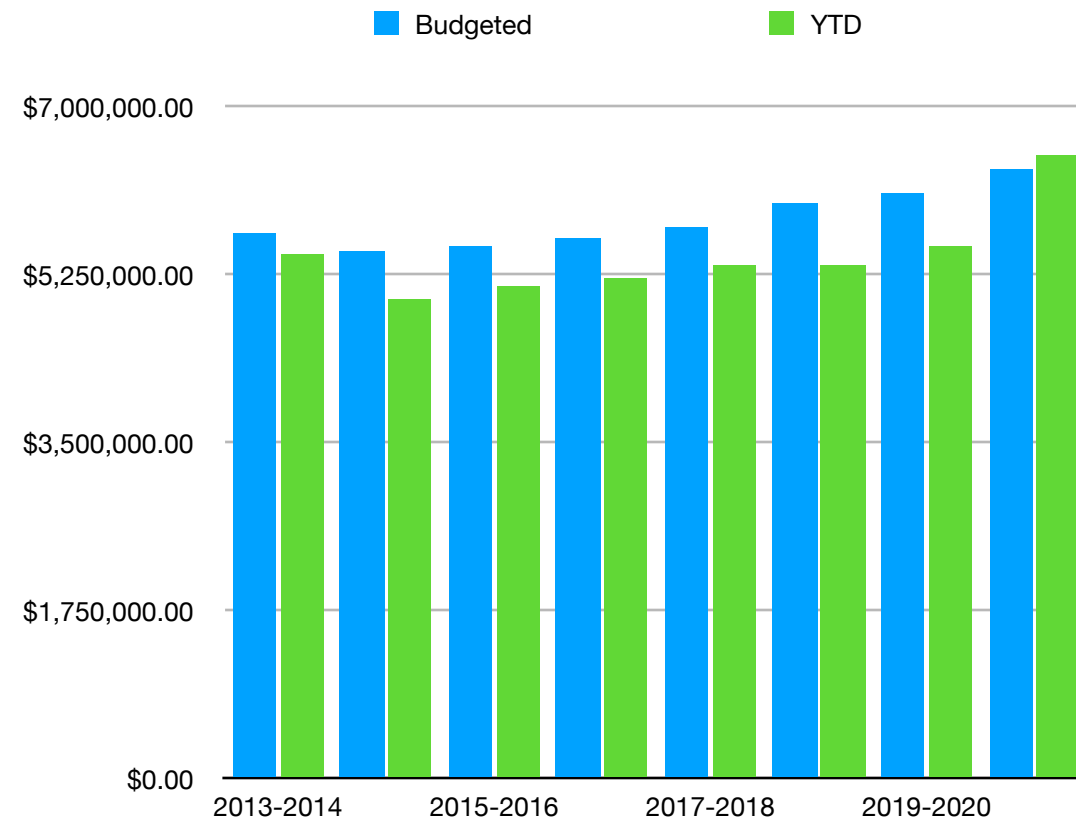


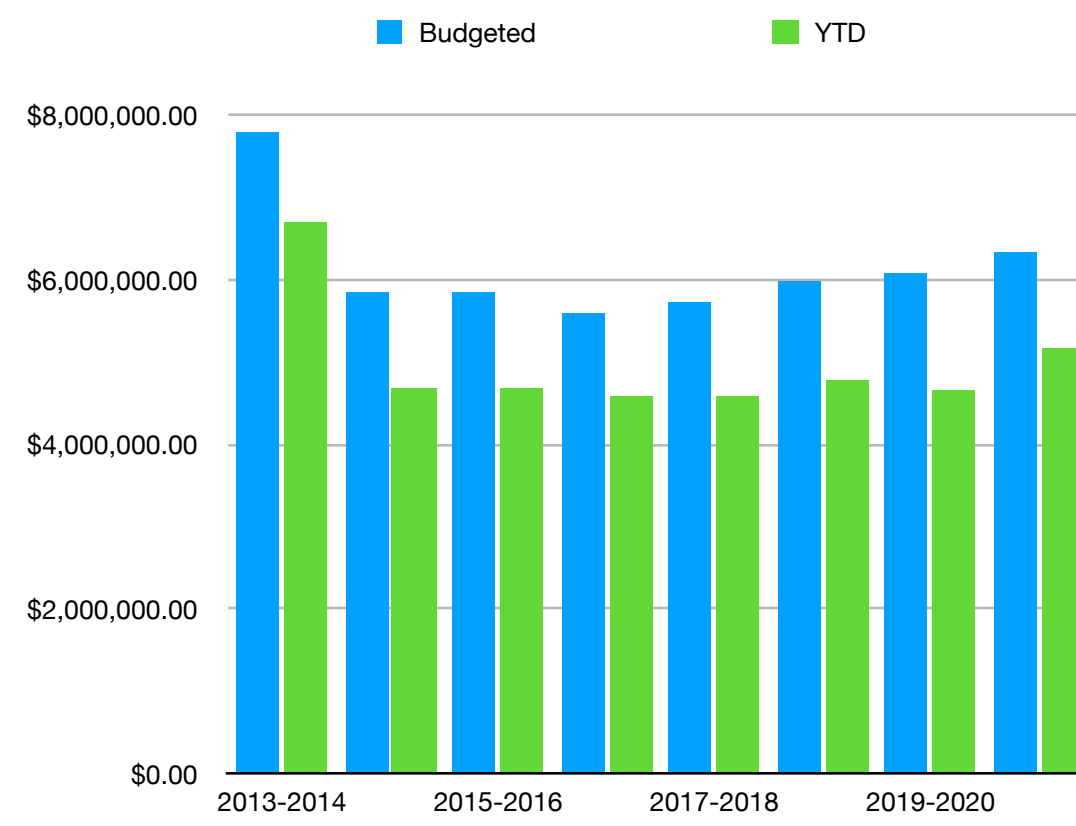
May Total Revenues

| | Budgeted | YTD | Percent |
|-----------|----------------|----------------|---------|
| 2013-2014 | \$5,685,801.00 | \$5,478,337.00 | 96.35% |
| 2014-2015 | \$5,483,179.00 | \$4,997,898.00 | 91.15% |
| 2015-2016 | \$5,554,005.00 | \$5,129,571.00 | 92.36% |
| 2016-2017 | \$5,628,735.00 | \$5,223,903.00 | 92.81% |
| 2017-2018 | \$5,750,391.00 | \$5,357,849.00 | 93.17% |
| 2018-2019 | \$5,998,473.00 | \$5,367,070.87 | 89.47% |
| 2019-2020 | \$6,095,910.00 | \$5,560,694.00 | 91.22% |
| 2020-2021 | \$6,365,984.00 | \$6,485,841.00 | 101.88% |



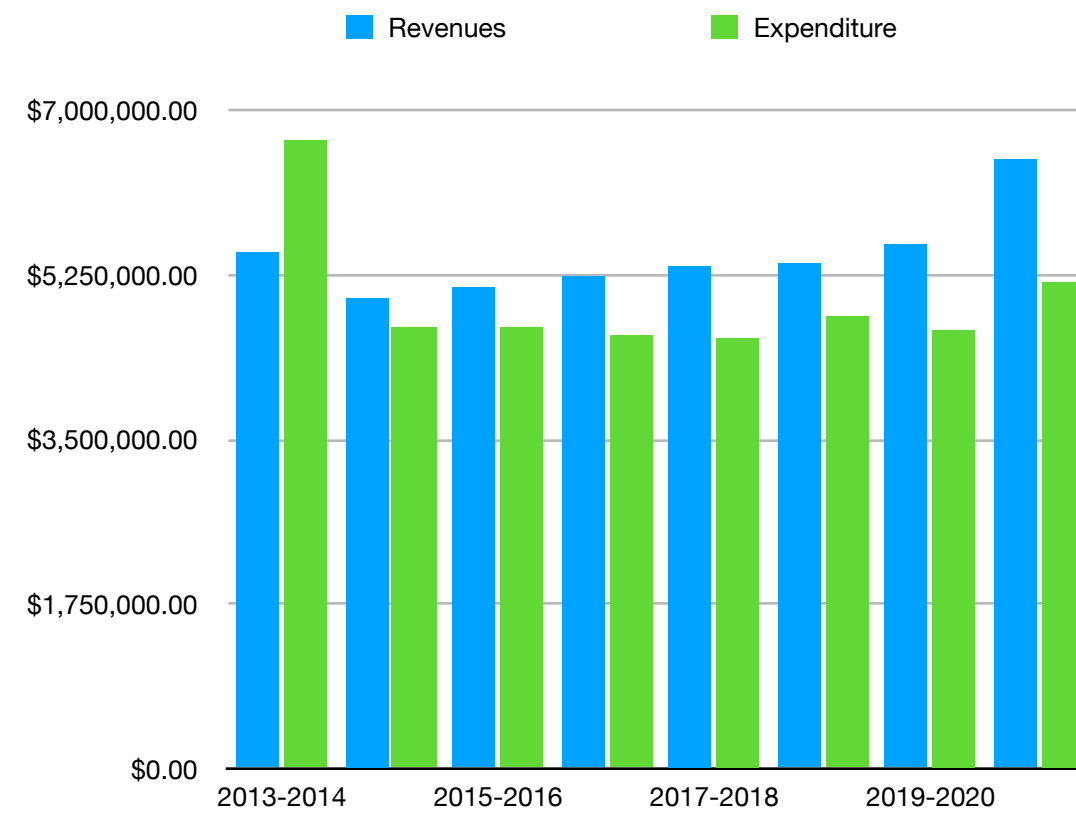
May Total Expenditures

| | Budgeted | YTD | Percent |
|-----------|----------------|----------------|---------|
| 2013-2014 | \$7,781,968.00 | \$6,684,485.00 | 85.90% |
| 2014-2015 | \$5,857,048.00 | \$4,685,792.00 | 80.00% |
| 2015-2016 | \$5,845,510.00 | \$4,681,990.00 | 80.10% |
| 2016-2017 | \$5,595,928.00 | \$4,601,508.00 | 82.23% |
| 2017-2018 | \$5,738,284.00 | \$4,577,052.00 | 79.76% |
| 2018-2019 | \$5,992,176.00 | \$4,792,667.63 | 79.98% |
| 2019-2020 | \$6,083,517.00 | \$4,664,895.00 | 76.68% |
| 2020-2021 | \$6,350,650.00 | \$5,162,931.00 | 81.30% |



May Cash Flow Year to Date

| | Revenues | Expenditure | Difference |
|-----------|----------------|----------------|-----------------|
| 2013-2014 | \$5,478,337.00 | \$6,684,485.00 | -\$1,206,148.00 |
| 2014-2015 | \$4,997,898.00 | \$4,685,792.00 | \$312,106.00 |
| 2015-2016 | \$5,129,571.00 | \$4,681,990.00 | \$447,581.00 |
| 2016-2017 | \$5,223,903.00 | \$4,601,508.00 | \$622,395.00 |
| 2017-2018 | \$5,357,849.00 | \$4,577,052.00 | \$780,797.00 |
| 2018-2019 | \$5,367,070.87 | \$4,792,667.63 | \$574,403.24 |
| 2019-2020 | \$5,560,694.00 | \$4,664,895.00 | \$895,799.00 |
| 2020-2021 | \$6,485,841.00 | \$5,162,931.00 | \$1,322,910.00 |



April Ending Cash

| | Ending Balance |
|-----------|----------------|
| 2013-2014 | \$3,468,474.00 |
| 2014-2015 | \$3,225,450.00 |
| 2015-2016 | \$3,081,750.00 |
| 2016-2017 | \$3,255,024.00 |
| 2017-2018 | \$3,524,934.00 |
| 2018-2019 | \$3,403,788.00 |
| 2019-2020 | \$3,715,127.00 |
| 2020-2021 | \$4,625,471.00 |

