December Total Revenues

	Budgeted	YTD	Percent
2013-2014	$5,685,801.00	$1,403,358.00	24.68%
2014-2015	$5,483,179.00	$1,151,832.00	21.01%
2015-2016	$5,554,005.00	$1,172,910.00	21.12%
2016-2017	$5,628,735.00	$1,220,924.00	21.69%
2017-2018	$5,750,391.00	$1,124,512.00	19.56%
2018-2019	$5,998,473.00	$1,303,274.00	21.73%
2019-2020	$6,095,910.00	$1,145,016.00	18.78%
2020-2021	$6,365,984.00	$1,302,359.00	20.46%

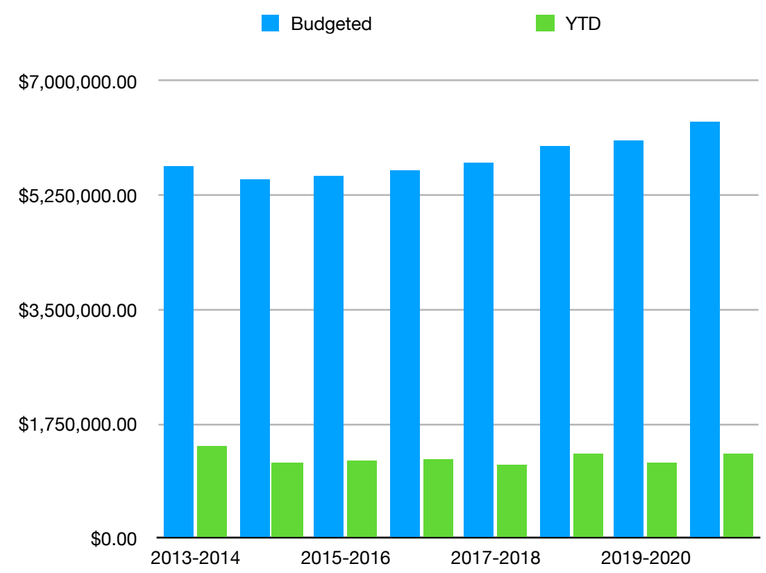

December Total Expenditures

	Budgeted	YTD	Percent
2013-2014	$7,781,968.00	$4,064,571.00	52.23%
2014-2015	$5,857,048.00	$2,312,509.00	39.48%
2015-2016	$5,845,510.00	$2,363,072.00	40.43%
2016-2017	$5,595,928.00	$2,254,316.00	40.28%
2017-2018	$5,738,284.00	$2,275,451.00	39.65%
2018-2019	$5,992,176.00	$2,374,095.00	39.62%
2019-2020	$6,083,517.00	$2,317,987.00	38.10%
2020-2021	$6,350,650.00	$2,293,869.00	36.12%

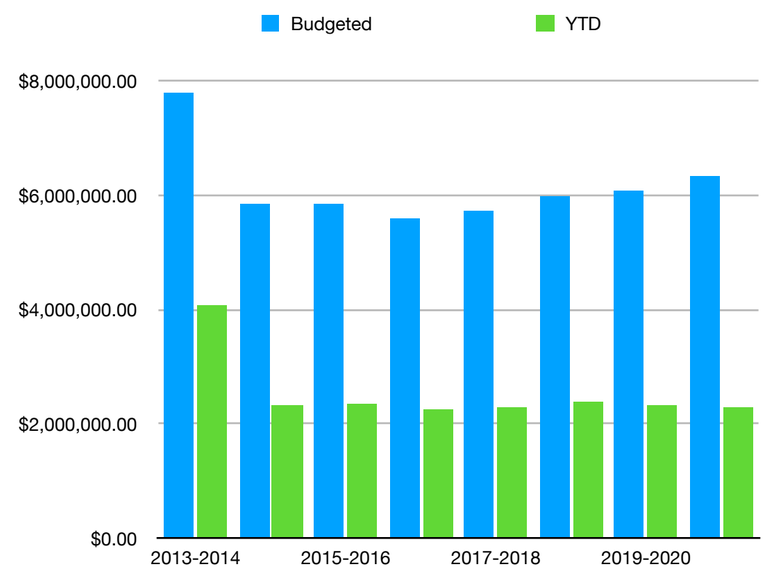

December Cash Flow Year to Date

	Revenues	Expenditure	Difference
2013-2014	$1,403,358.00	$4,064,571.00	-$2,661,213.00
2014-2015	$1,151,832.00	$2,312,509.00	-$1,160,677.00
2015-2016	$1,172,910.00	$2,363,072.00	-$1,190,162.00
2016-2017	$1,220,924.00	$2,254,316.00	-$1,033,392.00
2017-2018	$1,124,512.00	$2,275,451.00	-$1,150,939.00
2018-2019	$1,303,274.00	$2,374,095.00	-$1,070,821.00
2019-2020	$1,145,016.00	$2,317,987.00	-$1,172,971.00
2020-2021	$1,302,359.00	$2,293,869.00	-$991,510.00

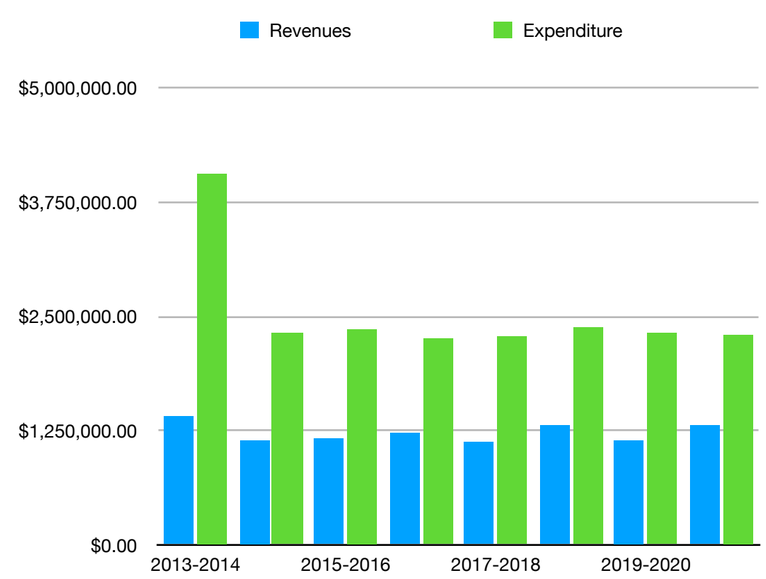

November Ending Cash

	Ending Balance
2013-2014	$1,992,759.00
2014-2015	$1,825,969.00
2015-2016	$1,604,321.00
2016-2017	$1,604,878.00
2017-2018	$1,647,499.00
2018-2019	$1,819,233.00
2019-2020	$1,776,612.00
2020-2021	$2,366,952.00

$0.00
2013-2014
2015-2016
2017-2018
2019-2020