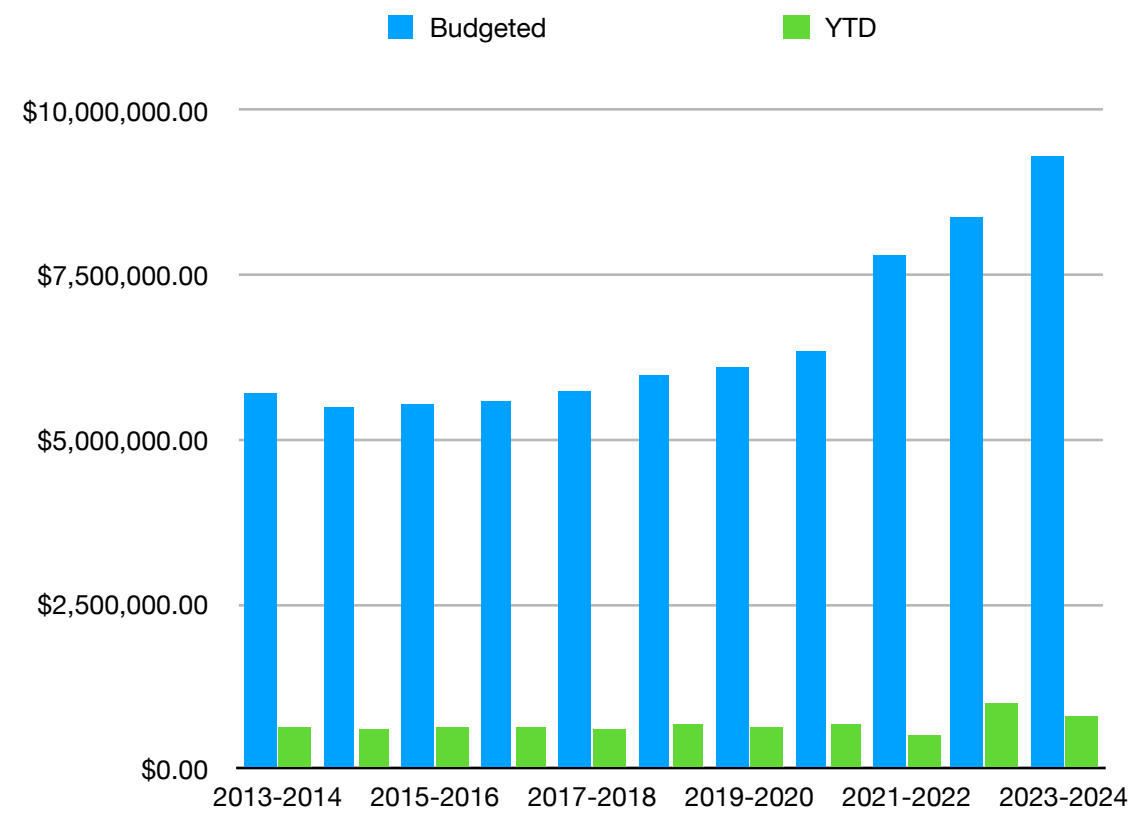


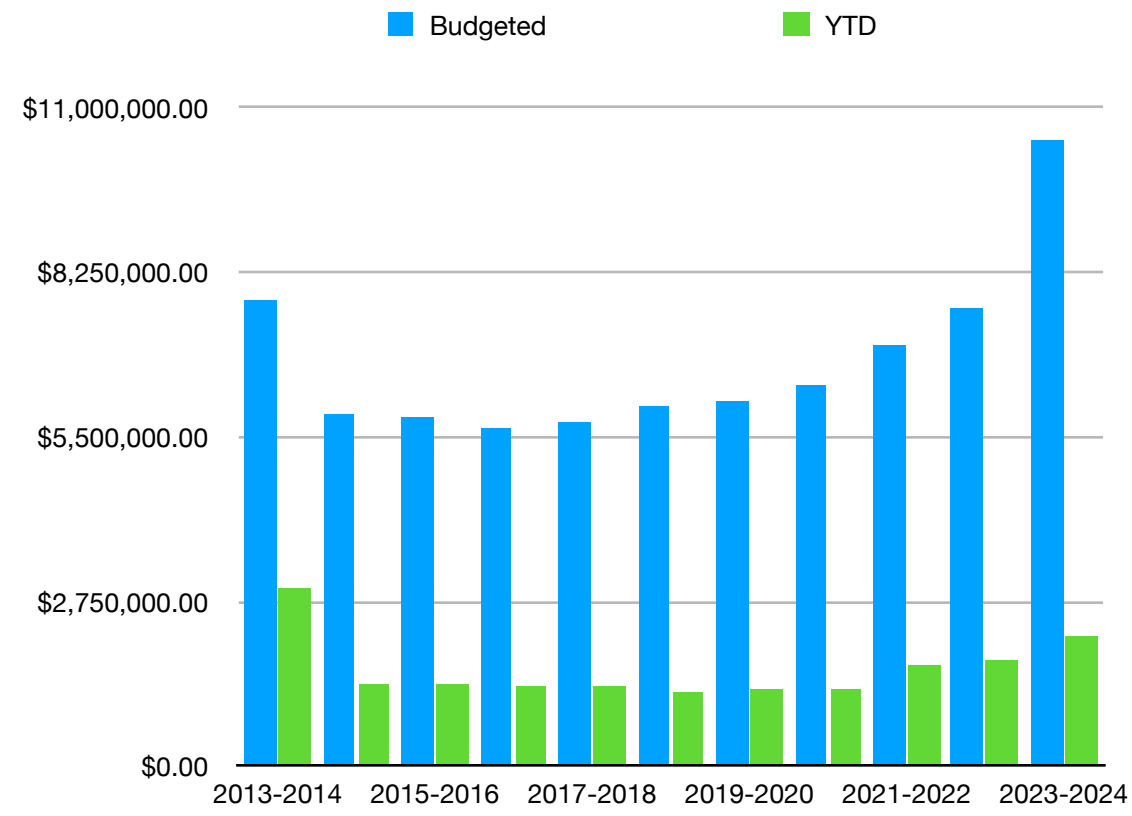
October Total Revenues

	Budgeted	YTD	Bonds	Percent
2013-2014	\$5,685,801.00	\$631,243.00		11.10%
2014-2015	\$5,483,179.00	\$595,061.00		10.85%
2015-2016	\$5,554,005.00	\$629,433.00		11.33%
2016-2017	\$5,589,962.00	\$647,353.00		11.58%
2017-2018	\$5,750,391.00	\$608,052.00		10.57%
2018-2019	\$5,998,473.00	\$661,006.00		11.02%
2019-2020	\$6,095,910.00	\$621,313.07		10.19%
2020-2021	\$6,365,984.00	\$680,157.78		10.68%
2021-2022	\$7,796,180.32	\$534,959.00		6.86%
2022-2023	\$8,397,863.62	\$994,069.60		11.84%
2023-2024	\$9,320,311.36	\$795,097.09	\$2,250,000.00	8.53%



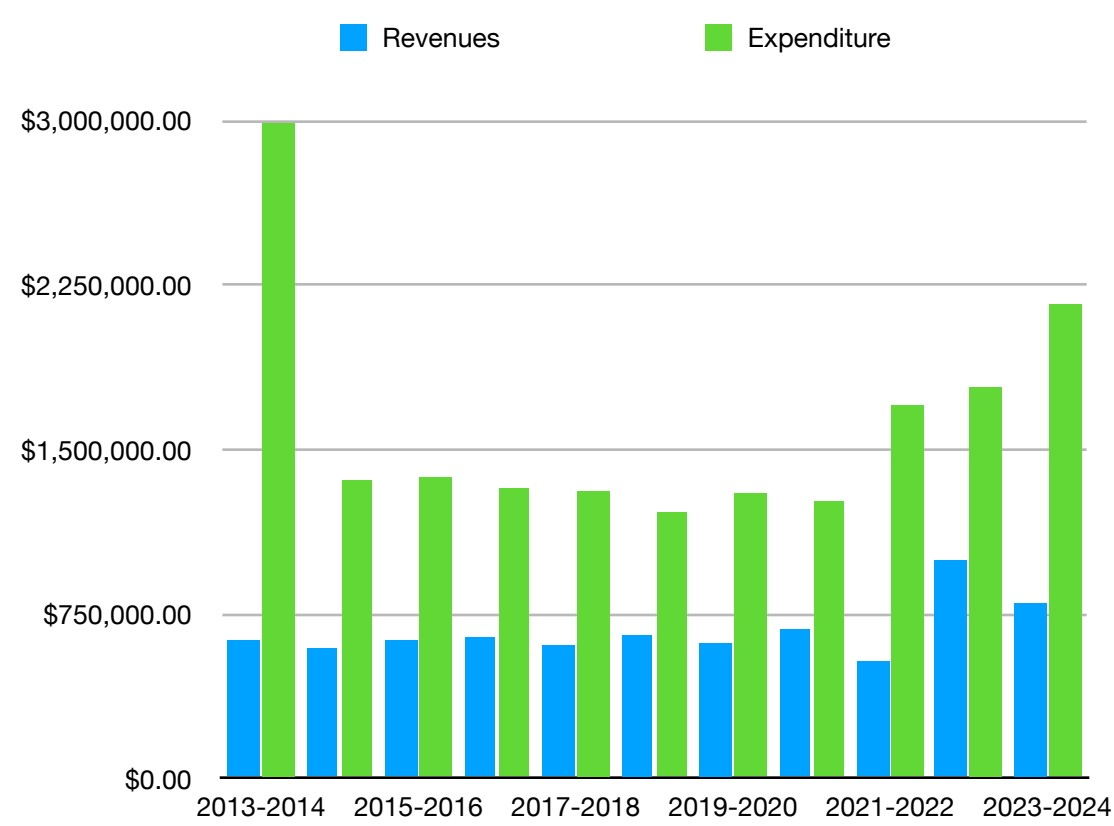
October Total Expenditures

	Budgeted	YTD	Projects	Percent
2013-2014	\$7,781,968.00	\$2,986,845.00		38.38%
2014-2015	\$5,857,048.00	\$1,365,770.00		23.32%
2015-2016	\$5,845,510.00	\$1,369,781.00		23.43%
2016-2017	\$5,629,428.00	\$1,328,867.00		23.61%
2017-2018	\$5,738,284.00	\$1,309,246.00		22.82%
2018-2019	\$5,992,176.00	\$1,217,528.00		20.32%
2019-2020	\$6,083,517.03	\$1,305,069.45		21.45%
2020-2021	\$6,350,650.90	\$1,263,308.47		19.89%
2021-2022	\$7,040,006.37	\$1,695,492.50		24.08%
2022-2023	\$7,675,038.87	\$1,784,044.31		23.24%
2023-2024	\$10,484,359.20	\$2,165,059.82	\$336,504.35	20.65%



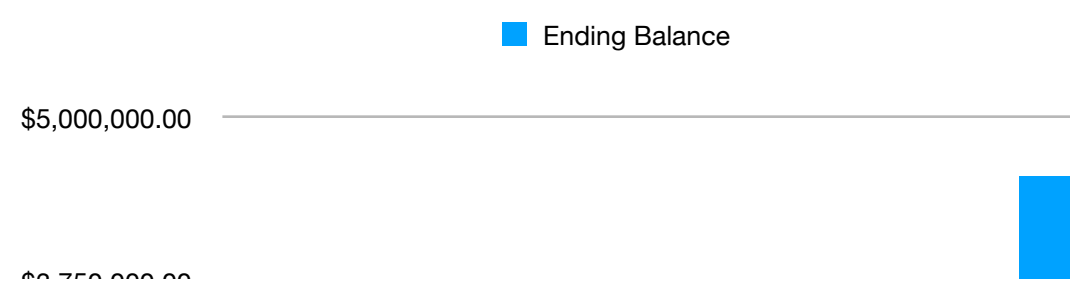
October Cash Flow

	Revenues	Expenditure	Difference
2013-2014	\$631,243.00	\$2,986,845.00	-\$2,355,602.00
2014-2015	\$595,061.00	\$1,365,770.00	-\$770,709.00
2015-2016	\$629,433.00	\$1,369,781.00	-\$740,348.00
2016-2017	\$647,353.00	\$1,328,867.00	-\$681,514.00
2017-2018	\$608,052.00	\$1,309,246.00	-\$701,194.00
2018-2019	\$661,006.00	\$1,217,528.00	-\$556,522.00
2019-2020	\$621,313.07	\$1,305,069.45	-\$683,756.38
2020-2021	\$680,157.78	\$1,263,308.47	-\$583,150.69
2021-2022	\$534,959.00	\$1,695,492.50	-\$1,160,533.50
2022-2023	\$994,069.60	\$1,784,044.31	-\$789,974.71
2023-2024	\$795,097.09	\$2,165,059.82	-\$1,369,962.73



September Ending Cash

	Ending Balance
2013-2014	\$2,450,854.00



	Ending Balance
2014-2015	\$2,142,729.00
2015-2016	\$1,937,963.00
2016-2017	\$2,010,273.00
2017-2018	\$2,059,071.00
2018-2019	\$2,237,721.00
2019-2020	\$2,152,303.79
2020-2021	\$2,679,111.77
2021-2022	\$2,691,137.62
2022-2023	\$3,273,720.38
2023-2024	\$4,554,314.58

