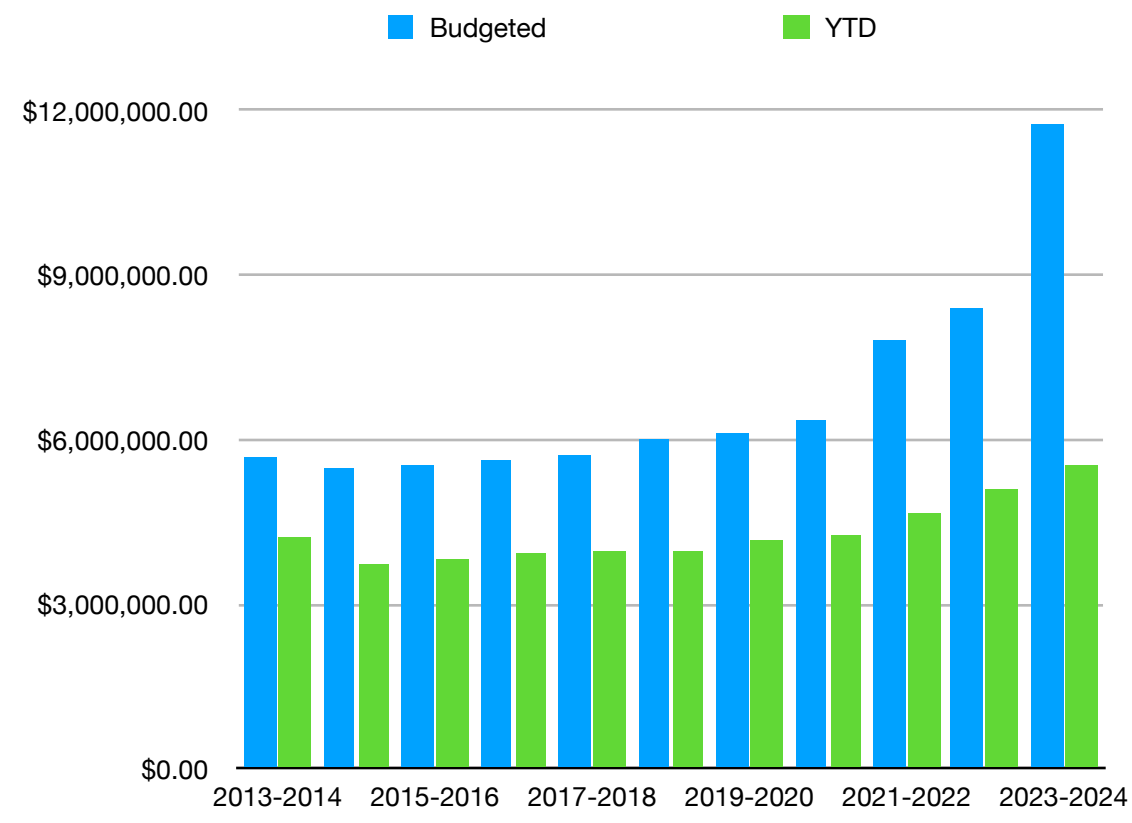


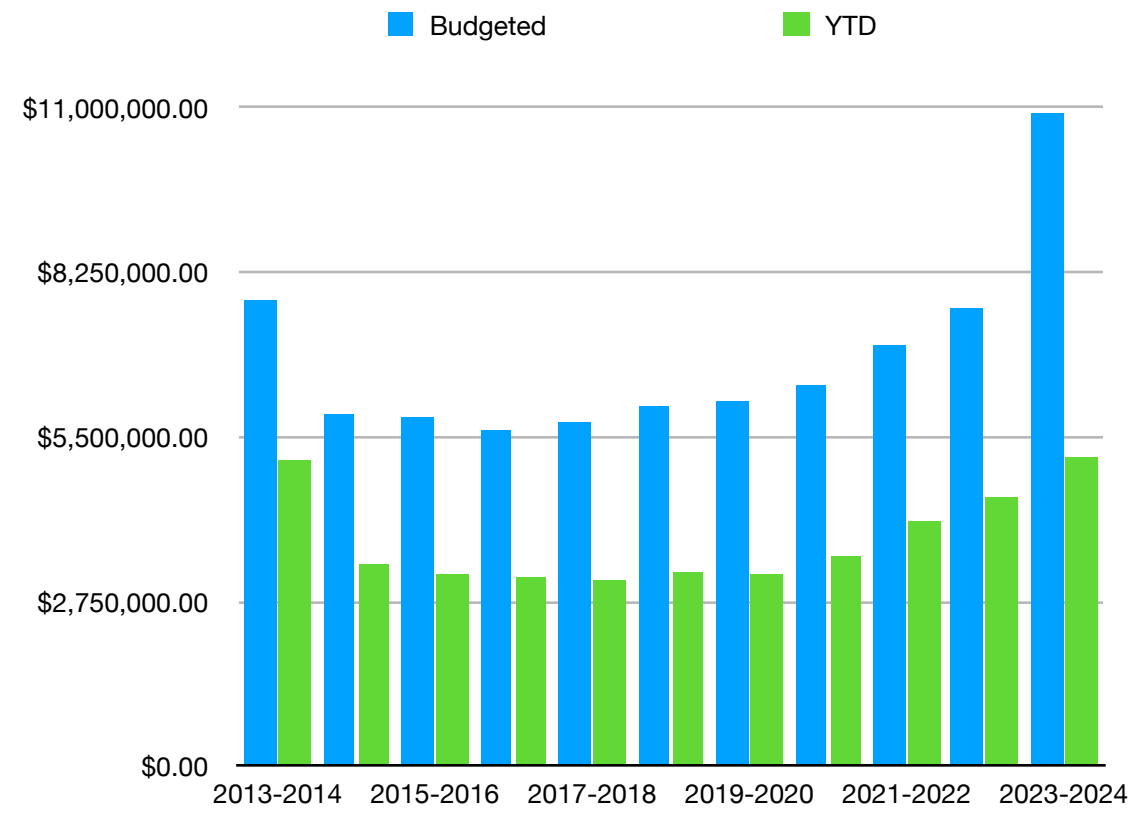
February Total Revenues

	Budgeted	YTD	Bonds	Percent
2013-2014	\$5,685,801.00	\$4,196,192.00		73.80%
2014-2015	\$5,483,179.00	\$3,745,108.00		68.30%
2015-2016	\$5,554,005.00	\$3,827,184.00		68.91%
2016-2017	\$5,628,735.00	\$3,912,074.00		69.50%
2017-2018	\$5,750,391.00	\$3,972,870.00		69.09%
2018-2019	\$5,998,473.00	\$3,997,300.00		66.64%
2019-2020	\$6,095,910.00	\$4,167,731.00		68.37%
2020-2021	\$6,365,984.62	\$4,245,556.76		66.69%
2021-2022	\$7,796,180.32	\$4,642,882.53		59.55%
2022-2023	\$8,397,863.62	\$5,089,887.08		60.61%
2023-2024	\$11,758,077.82	\$5,523,714.39	\$2,250,000.00	46.98%



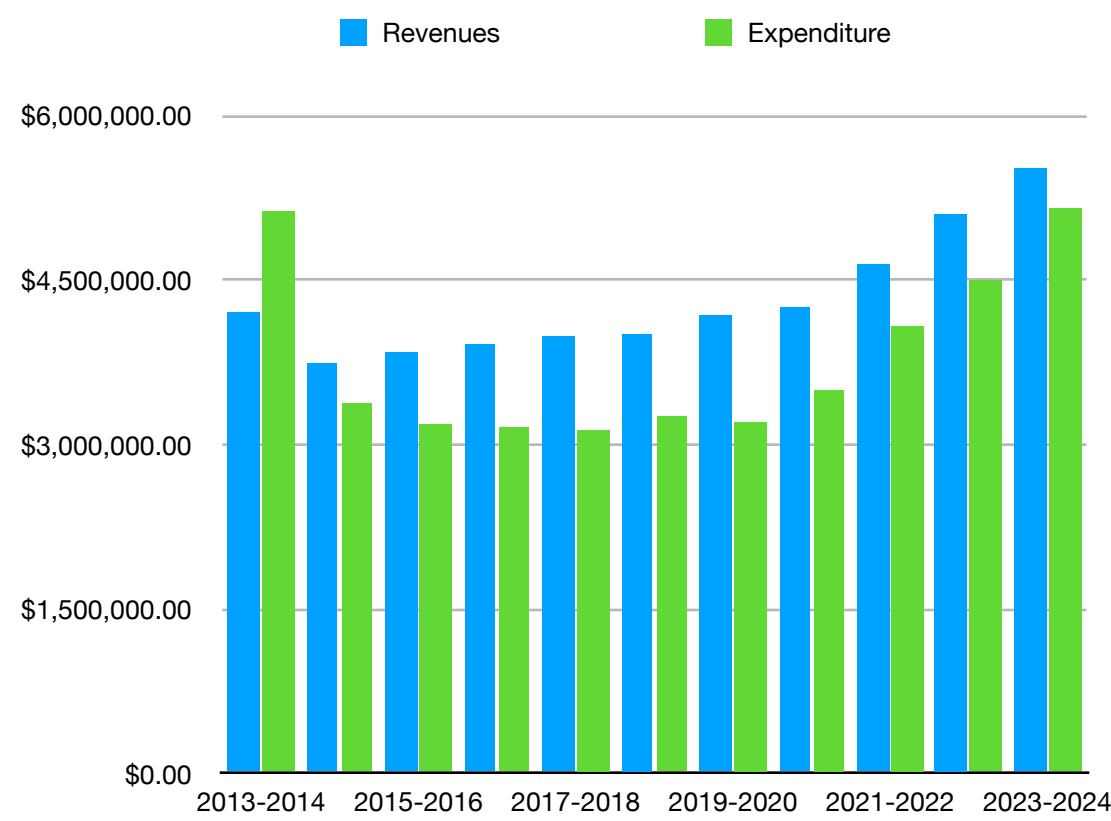
February Total Expenditures

	Budgeted	YTD	Projects	Percent
2013-2014	\$7,781,968.00	\$5,137,016.00		66.01%
2014-2015	\$5,857,048.00	\$3,365,627.00		57.46%
2015-2016	\$5,845,510.00	\$3,178,979.00		54.38%
2016-2017	\$5,595,928.00	\$3,153,941.00		56.36%
2017-2018	\$5,738,284.00	\$3,126,486.00		54.48%
2018-2019	\$5,992,176.00	\$3,265,474.00		54.50%
2019-2020	\$6,083,517.00	\$3,196,589.00		52.55%
2020-2021	\$6,350,650.90	\$3,503,409.94		55.17%
2021-2022	\$7,040,006.37	\$4,082,939.17		58.00%
2022-2023	\$7,675,038.87	\$4,497,320.25		58.60%
2023-2024	\$10,891,152.55	\$5,159,850.50	\$429,912.60	47.38%



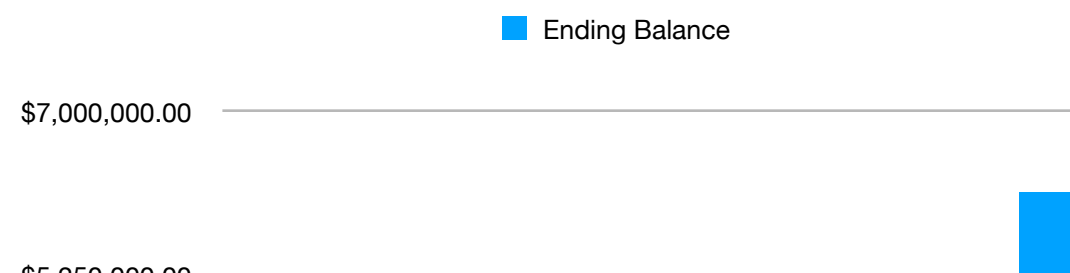
February Cash Flow Year to Date

	Revenues	Expenditure	Difference
2013-2014	\$4,196,192.00	\$5,137,016.00	-\$940,824.00
2014-2015	\$3,745,108.00	\$3,365,627.00	\$379,481.00
2015-2016	\$3,827,184.00	\$3,178,979.00	\$648,205.00
2016-2017	\$3,912,074.00	\$3,153,941.00	\$758,133.00
2017-2018	\$3,972,870.00	\$3,126,486.00	\$846,384.00
2018-2019	\$3,997,300.00	\$3,265,474.00	\$731,826.00
2019-2020	\$4,167,731.00	\$3,196,589.00	\$971,142.00
2020-2021	\$4,245,556.76	\$3,503,409.94	\$742,146.82
2021-2022	\$4,642,882.53	\$4,082,939.17	\$559,943.36
2022-2023	\$5,089,887.08	\$4,497,320.25	\$592,566.83
2023-2024	\$5,523,714.39	\$5,159,850.50	\$363,863.89



January Ending Cash

	Ending Balance
2013-2014	\$3,841,480.00



	Ending Balance
2014-2015	\$3,481,941.00
2015-2016	\$3,255,335.00
2016-2017	\$3,392,365.00
2017-2018	\$3,583,859.00
2018-2019	\$3,497,087.00
2019-2020	\$3,788,782.00
2020-2021	\$4,306,611.38
2021-2022	\$4,399,068.00
2022-2023	\$4,700,794.65
2023-2024	\$6,161,595.43

