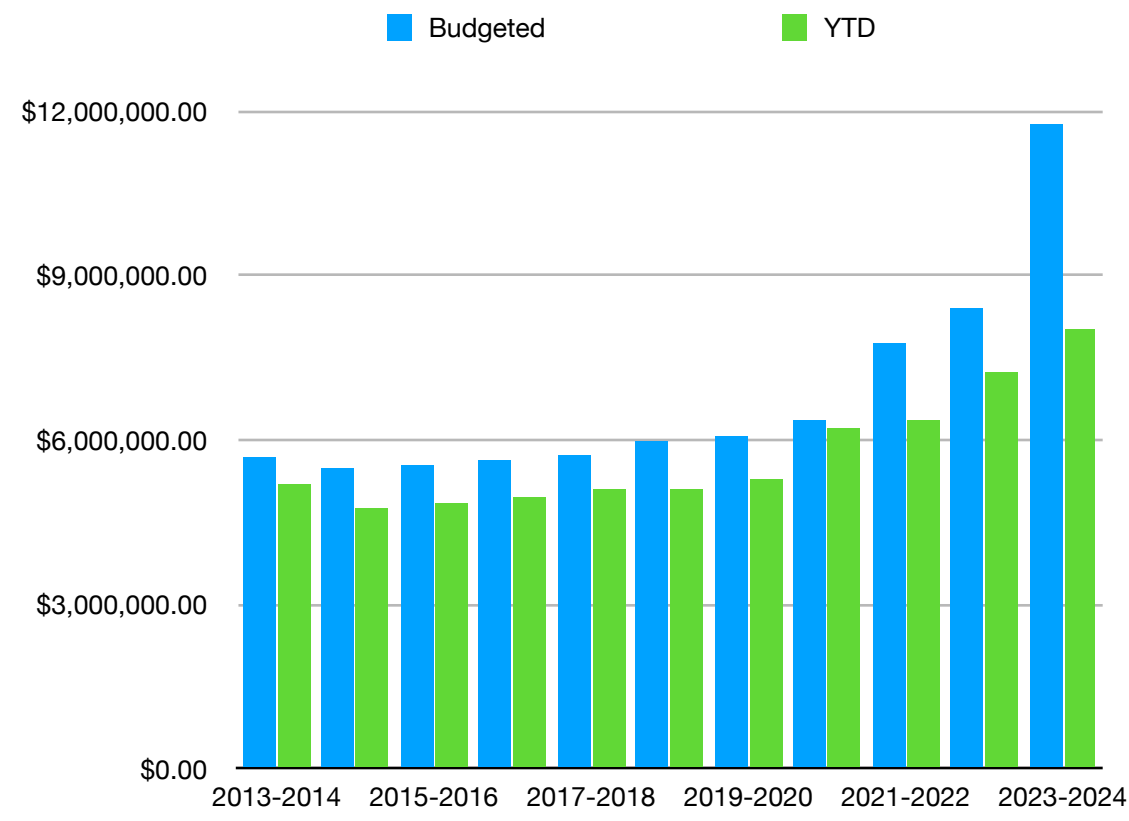


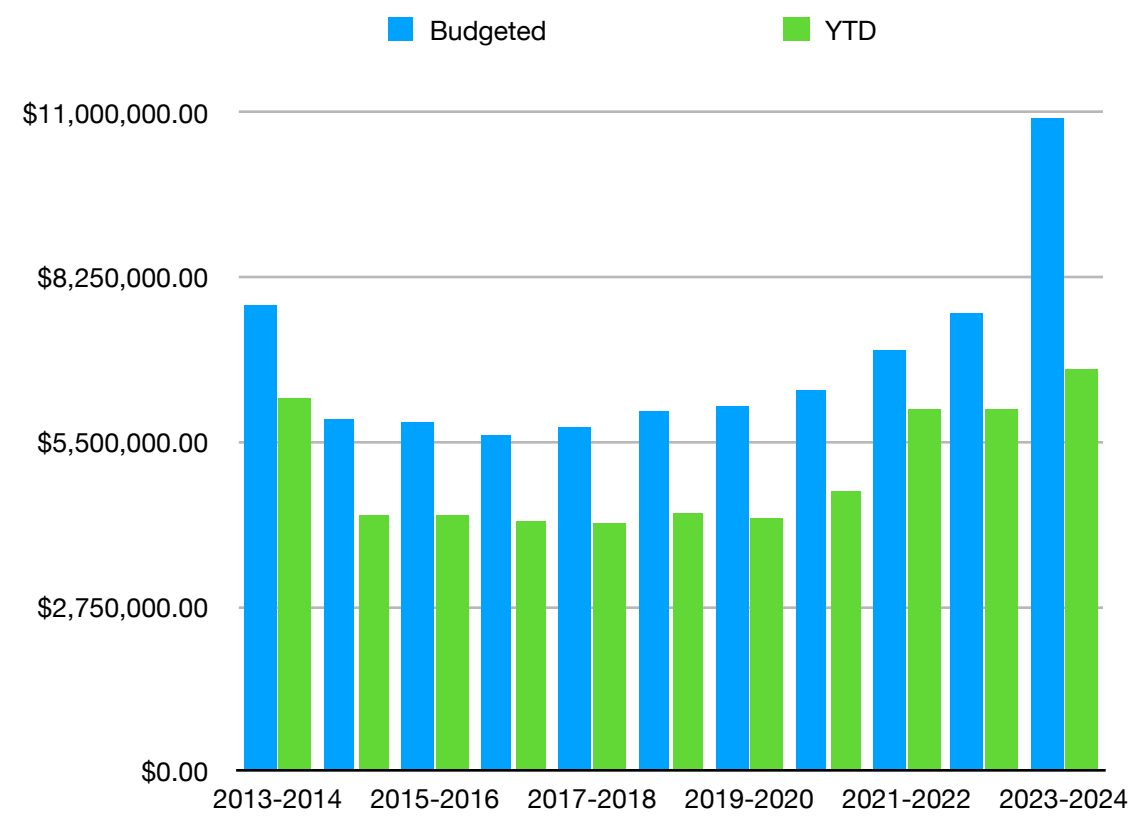
April Total Revenues

	Budgeted	YTD	Bonds	Percent
2013-2014	\$5,685,801.00	\$5,217,600.00		91.77%
2014-2015	\$5,483,179.00	\$4,756,495.00		86.75%
2015-2016	\$5,554,005.00	\$4,847,227.00		87.27%
2016-2017	\$5,628,735.00	\$4,959,394.00		88.11%
2017-2018	\$5,750,391.00	\$5,116,617.00		88.98%
2018-2019	\$5,998,473.00	\$5,101,318.00		85.04%
2019-2020	\$6,095,910.00	\$5,304,477.00		87.02%
2020-2021	\$6,365,984.00	\$6,237,291.00		97.98%
2021-2022	\$7,796,180.00	\$6,365,155.00		81.64%
2022-2023	\$8,397,863.62	\$7,225,352.44		86.04%
2023-2024	\$11,758,077.82	\$8,012,692.86	\$2,250,000.00	68.15%



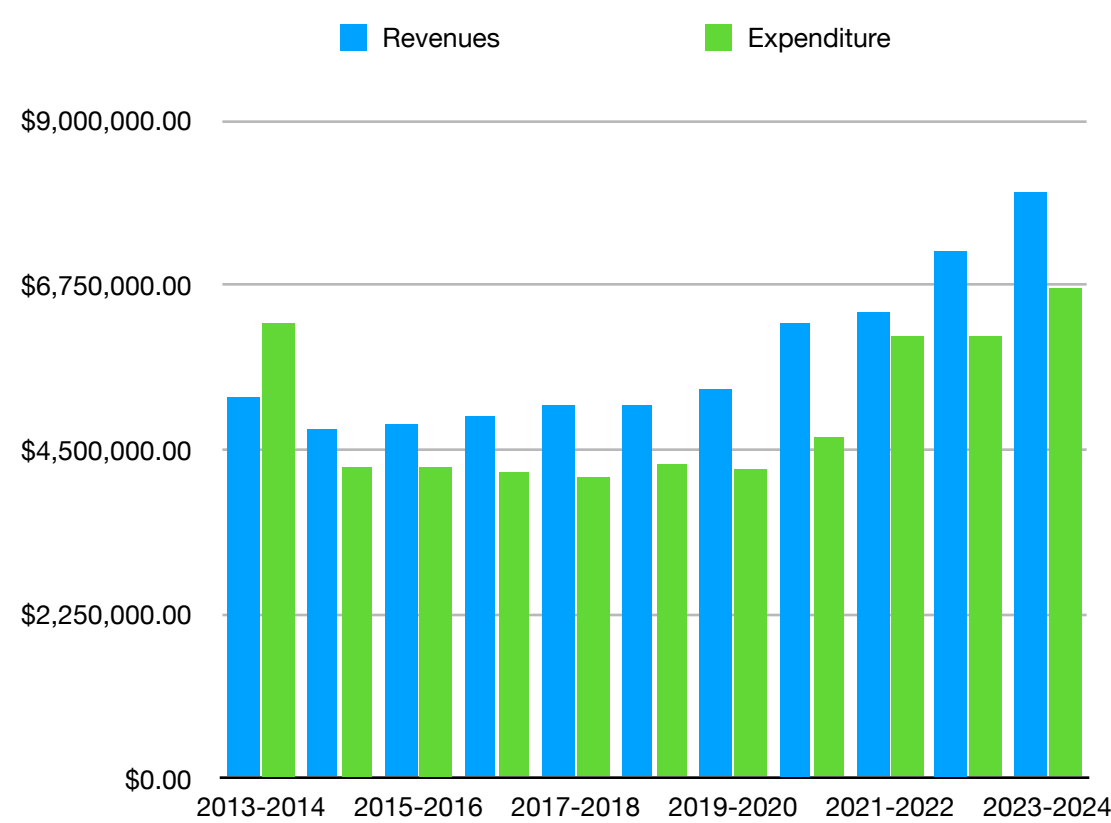
April Total Expenditures

	Budgeted	YTD	Projects	Percent
2013-2014	\$7,781,968.00	\$6,212,634.00		79.83%
2014-2015	\$5,857,048.00	\$4,250,407.00		72.57%
2015-2016	\$5,845,510.00	\$4,265,556.00		72.97%
2016-2017	\$5,595,928.00	\$4,184,833.00		74.78%
2017-2018	\$5,738,284.00	\$4,132,880.00		72.02%
2018-2019	\$5,992,176.00	\$4,302,582.00		71.80%
2019-2020	\$6,083,517.00	\$4,238,094.00		69.67%
2020-2021	\$6,350,650.00	\$4,663,121.00		73.43%
2021-2022	\$7,040,006.00	\$6,065,049.00		86.15%
2022-2023	\$7,675,038.87	\$6,043,854.86		78.75%
2023-2024	\$10,891,152.55	\$6,715,166.64	\$672,466.87	61.66%



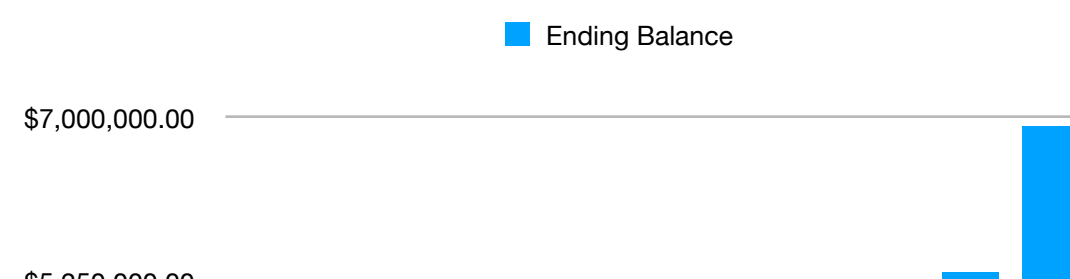
April Cash Flow Year to Date

	Revenues	Expenditure	Difference
2013-2014	\$5,217,600.00	\$6,212,634.00	-\$995,034.00
2014-2015	\$4,756,495.00	\$4,250,407.00	\$506,088.00
2015-2016	\$4,847,227.00	\$4,265,556.00	\$581,671.00
2016-2017	\$4,959,394.00	\$4,184,833.00	\$774,561.00
2017-2018	\$5,116,617.00	\$4,132,880.00	\$983,737.00
2018-2019	\$5,101,318.00	\$4,302,582.00	\$798,736.00
2019-2020	\$5,304,477.00	\$4,238,094.00	\$1,066,383.00
2020-2021	\$6,237,291.00	\$4,663,121.00	\$1,574,170.00
2021-2022	\$6,365,155.00	\$6,065,049.00	\$300,106.00
2022-2023	\$7,225,352.44	\$6,043,854.86	\$1,181,497.58
2023-2024	\$8,012,692.86	\$6,715,166.64	\$1,297,526.22



March Ending Cash

	Ending Balance
2013-2014	\$3,671,031.00



	Ending Balance
2014-2015	\$3,426,607.00
2015-2016	\$3,232,203.00
2016-2017	\$3,400,666.00
2017-2018	\$3,709,835.00
2018-2019	\$3,602,267.00
2019-2020	\$3,869,785.00
2020-2021	\$4,381,442.00
2021-2022	\$4,888,033.00
2022-2023	\$5,355,922.07
2023-2024	\$6,922,459.82

