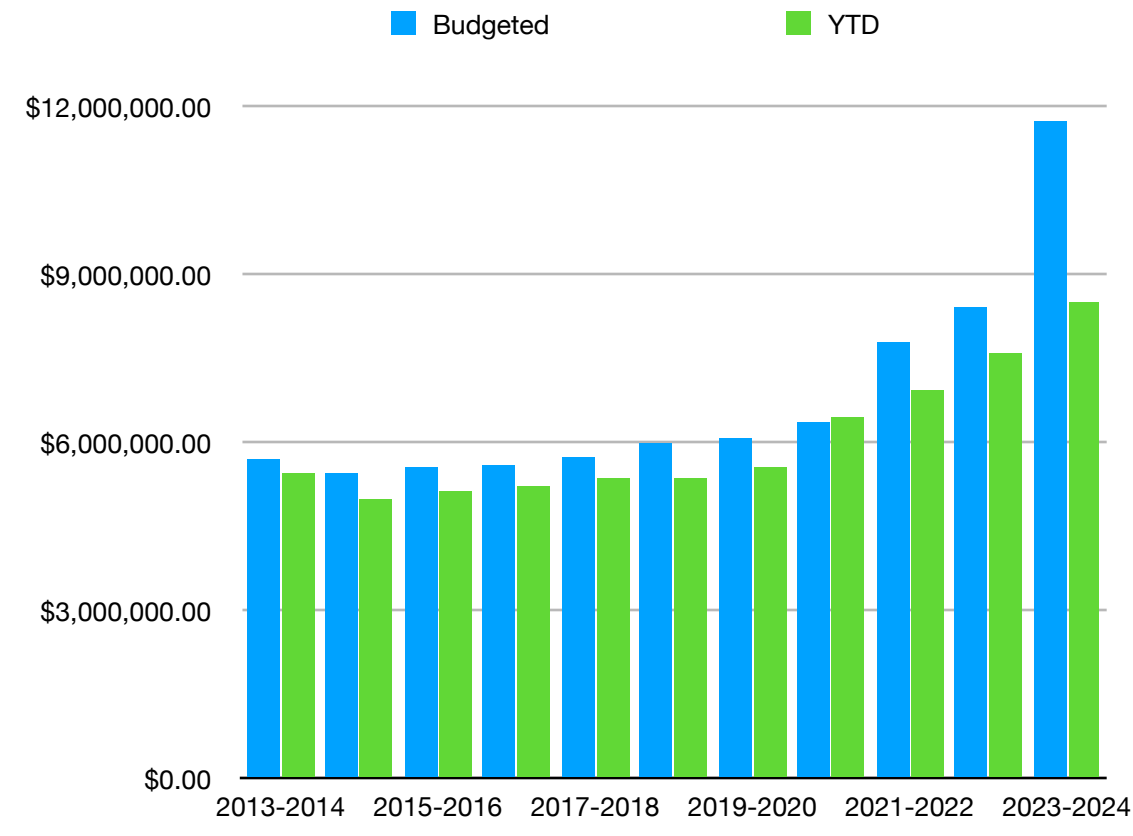


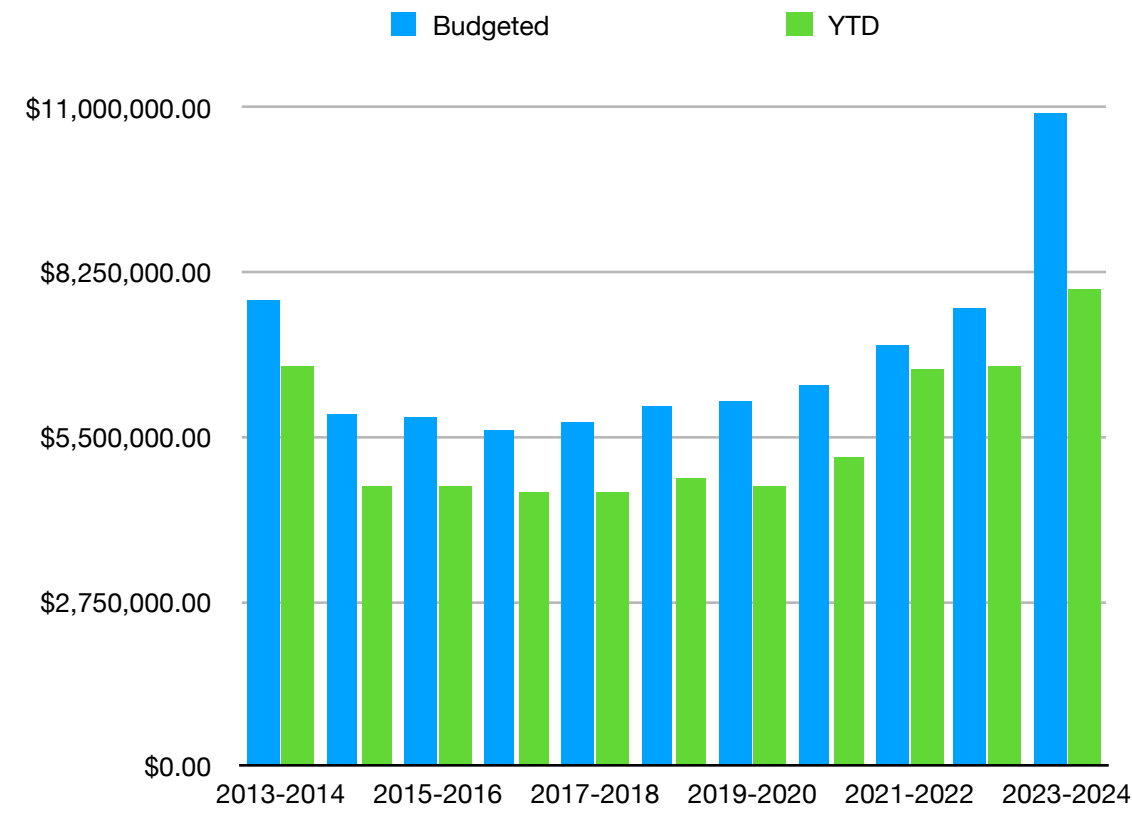
May Total Revenues

	Budgeted	YTD	Bonds	Percent
2013-2014	\$5,685,801.00	\$5,478,337.00		96.35%
2014-2015	\$5,483,179.00	\$4,997,898.00		91.15%
2015-2016	\$5,554,005.00	\$5,129,571.00		92.36%
2016-2017	\$5,628,735.00	\$5,223,903.00		92.81%
2017-2018	\$5,750,391.00	\$5,357,849.00		93.17%
2018-2019	\$5,998,473.00	\$5,367,070.87		89.47%
2019-2020	\$6,095,910.00	\$5,560,694.00		91.22%
2020-2021	\$6,365,984.00	\$6,485,841.00		101.88%
2021-2022	\$7,796,180.00	\$6,965,255.00		89.34%
2022-2023	\$8,397,863.62	\$7,630,954.51		90.87%
2023-2024	\$11,758,077.82	\$8,523,585.30	\$2,250,000.00	91.63%



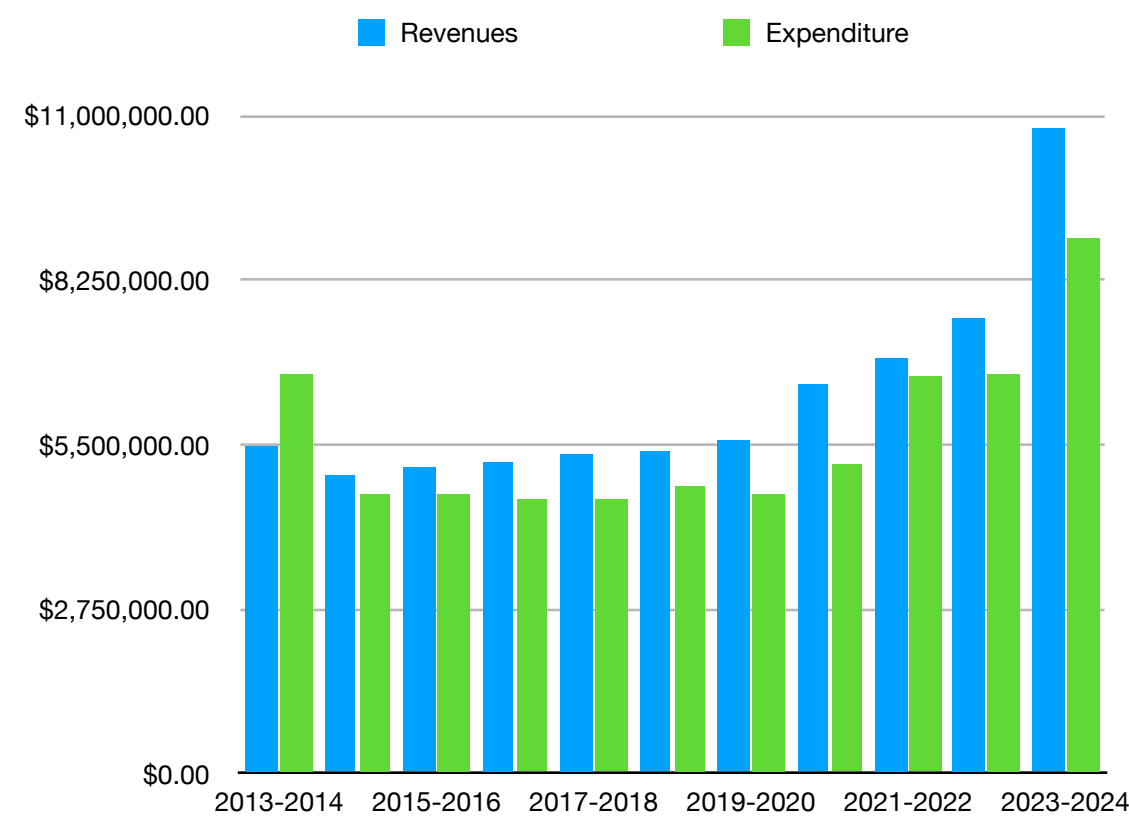
May Total Expenditures

	Budgeted	YTD	Projects	Percent
2013-2014	\$7,781,968.00	\$6,684,485.00		85.90%
2014-2015	\$5,857,048.00	\$4,685,792.00		80.00%
2015-2016	\$5,845,510.00	\$4,681,990.00		80.10%
2016-2017	\$5,595,928.00	\$4,601,508.00		82.23%
2017-2018	\$5,738,284.00	\$4,577,052.00		79.76%
2018-2019	\$5,992,176.00	\$4,792,667.63		79.98%
2019-2020	\$6,083,517.00	\$4,664,895.00		76.68%
2020-2021	\$6,350,650.00	\$5,162,931.00		81.30%
2021-2022	\$7,040,006.00	\$6,644,868.00		94.39%
2022-2023	\$7,675,038.87	\$6,671,910.29		86.93%
2023-2024	\$10,891,152.55	\$7,979,540.28	\$952,995.52	82.02%



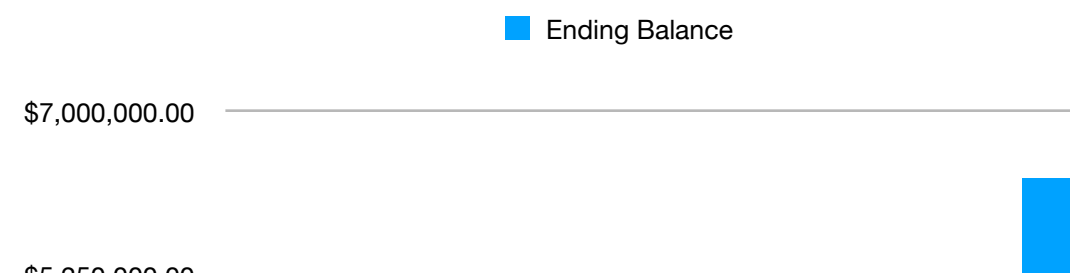
May Cash Flow Year to Date

	Revenues	Expenditure	Difference
2013-2014	\$5,478,337.00	\$6,684,485.00	-\$1,206,148.00
2014-2015	\$4,997,898.00	\$4,685,792.00	\$312,106.00
2015-2016	\$5,129,571.00	\$4,681,990.00	\$447,581.00
2016-2017	\$5,223,903.00	\$4,601,508.00	\$622,395.00
2017-2018	\$5,357,849.00	\$4,577,052.00	\$780,797.00
2018-2019	\$5,367,070.87	\$4,792,667.63	\$574,403.24
2019-2020	\$5,560,694.00	\$4,664,895.00	\$895,799.00
2020-2021	\$6,485,841.00	\$5,162,931.00	\$1,322,910.00
2021-2022	\$6,965,255.00	\$6,644,868.00	\$320,387.00
2022-2023	\$7,630,954.51	\$6,671,910.29	\$959,044.22
2023-2024	\$8,523,585.30	\$8,932,535.80	\$1,841,049.50



April Ending Cash

	Ending Balance
2013-2014	\$3,468,474.00



	Ending Balance
2014-2015	\$3,225,450.00
2015-2016	\$3,081,750.00
2016-2017	\$3,255,024.00
2017-2018	\$3,524,934.00
2018-2019	\$3,403,788.00
2019-2020	\$3,715,127.00
2020-2021	\$4,625,471.00
2021-2022	\$4,163,420.00
2022-2023	\$4,998,372.17
2023-2024	\$6,295,190.36

