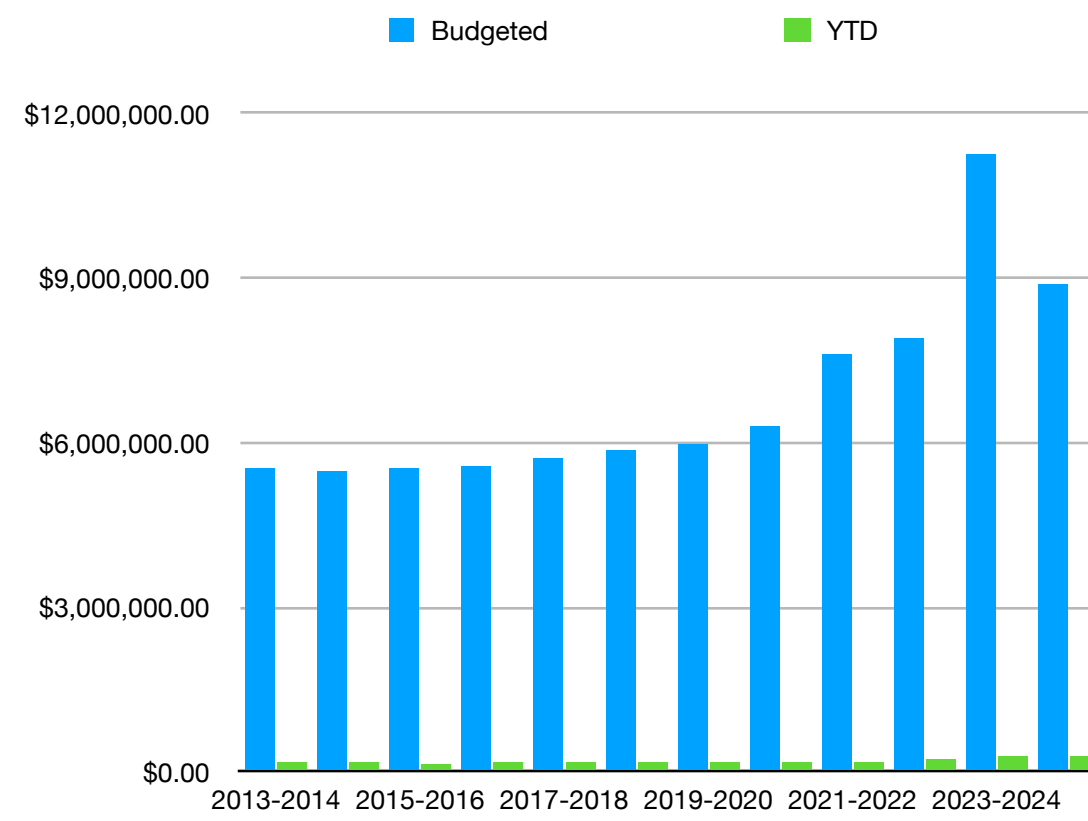


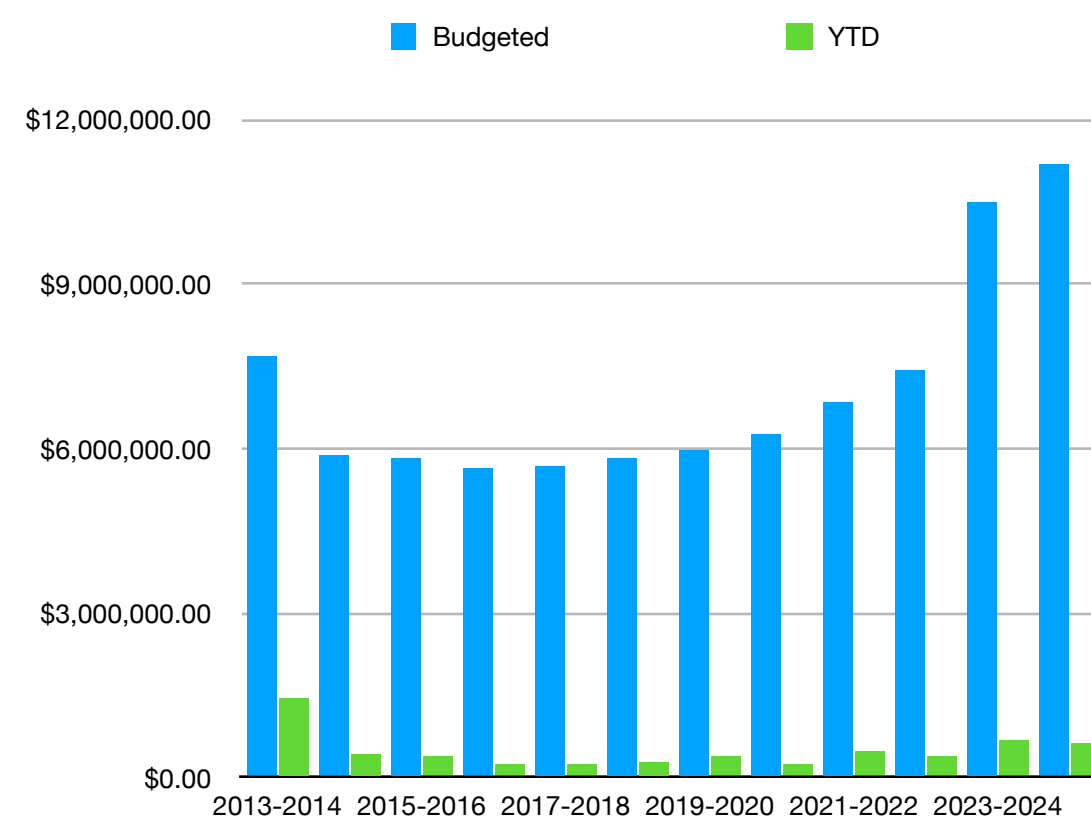
August Total Revenues

	Budgeted	YTD	Percent
2013-2014	\$5,552,713.00	\$184,947.00	3.33%
2014-2015	\$5,478,483.00	\$175,819.00	3.21%
2015-2016	\$5,554,005.00	\$159,600.00	2.87%
2016-2017	\$5,589,962.00	\$187,476.00	3.35%
2017-2018	\$5,724,024.00	\$176,692.00	3.09%
2018-2019	\$5,896,278.00	\$170,811.00	2.90%
2019-2020	\$5,981,066.66	\$186,379.37	3.12%
2020-2021	\$6,314,473.00	\$177,631.80	2.81%
2021-2022	\$7,601,814.00	\$161,957.68	2.13%
2022-2023	\$7,906,844.62	\$227,142.74	2.87%
2023-2024	\$11,258,470.08	\$265,252.66	2.36%
2024-2025	\$8,905,832.00	\$293,025.58	3.29%



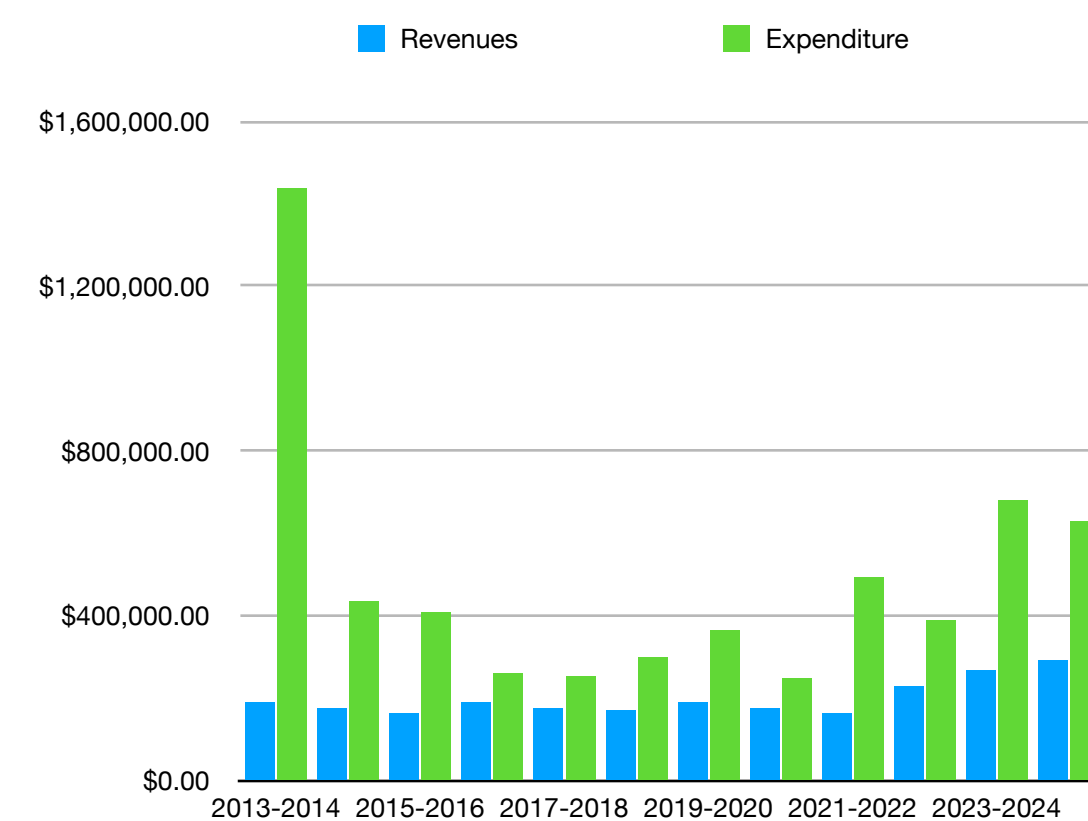
August Total Expenditures

	Budgeted	YTD	Bond Projects	Percent
2013-2014	\$7,691,968.00	\$1,438,945.00		18.71%
2014-2015	\$5,852,352.00	\$436,381.00		7.46%
2015-2016	\$5,845,510.00	\$405,545.00		6.94%
2016-2017	\$5,629,428.00	\$260,371.00		4.63%
2017-2018	\$5,704,646.00	\$255,890.00		4.49%
2018-2019	\$5,845,756.00	\$297,873.00		5.10%
2019-2020	\$5,964,667.03	\$361,044.24		6.05%
2020-2021	\$6,272,900.90	\$247,852.88		3.95%
2021-2022	\$6,838,881.87	\$490,738.89		7.18%
2022-2023	\$7,414,621.67	\$391,029.06		5.27%
2023-2024	\$10,497,122.05	\$678,926.18		6.47%
2024-2025	\$11,196,292.00	\$630,674.17	\$613,413.48	5.63%



August Cash Flow

	Revenues	Expenditure	Difference
2013-2014	\$184,947.00	\$1,438,945.00	-\$1,253,998.00
2014-2015	\$175,819.00	\$436,381.00	-\$260,562.00
2015-2016	\$159,600.00	\$405,545.00	-\$245,945.00
2016-2017	\$187,476.00	\$260,371.00	-\$72,895.00
2017-2018	\$176,692.00	\$255,890.00	-\$79,198.00
2018-2019	\$170,811.00	\$297,873.00	-\$127,062.00
2019-2020	\$186,379.37	\$361,044.24	-\$174,664.87
2020-2021	\$177,631.80	\$247,852.88	-\$70,221.08
2021-2022	\$161,957.68	\$490,738.89	-\$328,781.21
2022-2023	\$227,142.74	\$391,029.06	-\$163,886.32
2023-2024	\$265,252.66	\$678,926.18	-\$413,673.52
2024-2025	\$293,025.58	\$630,674.17	-\$337,648.59



July Ending Cash

Ending Balance

Ending Balance

\$1,200,000.00

	Ending Balance
2014-2015	\$2,588,949.00
2015-2016	\$2,220,034.00
2016-2017	\$2,342,425.00
2017-2018	\$2,393,592.00
2018-2019	\$2,448,086.00
2019-2020	\$2,449,524.85
2020-2021	\$2,910,657.77
2021-2022	\$3,389,849.37
2022-2023	\$3,493,997.94
2023-2024	\$3,170,446.35
2024-2025	\$4,137,358.17

