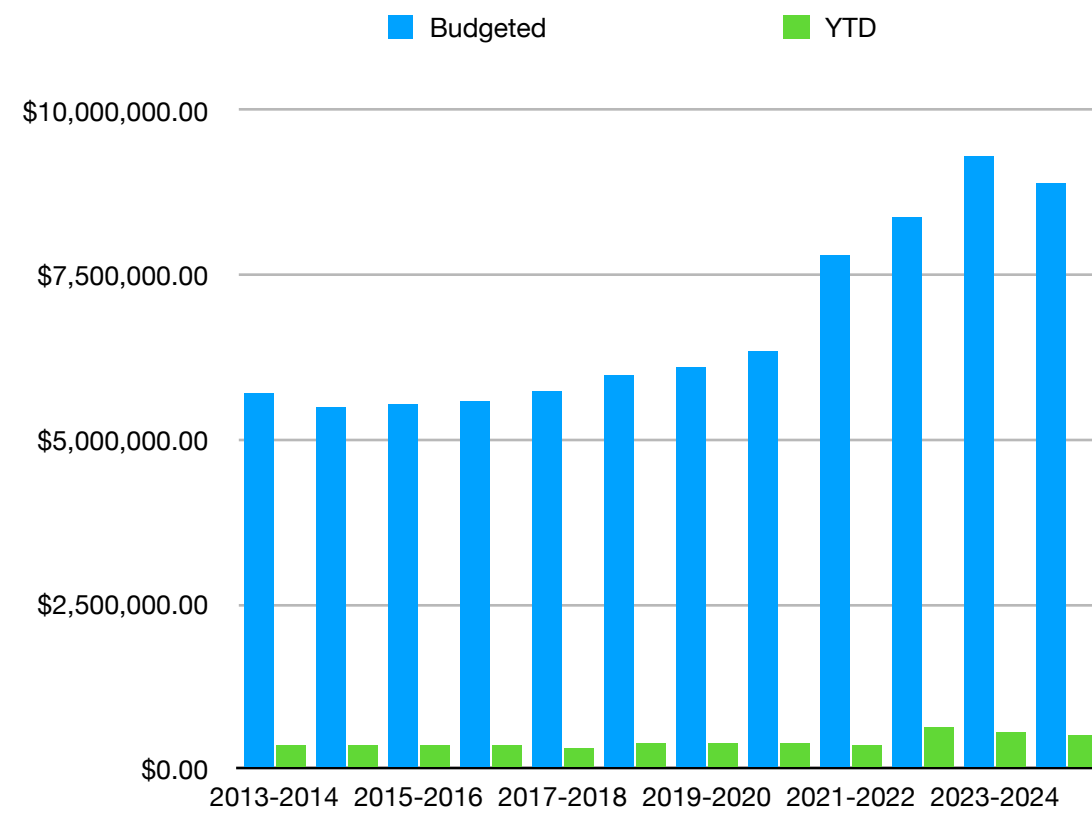


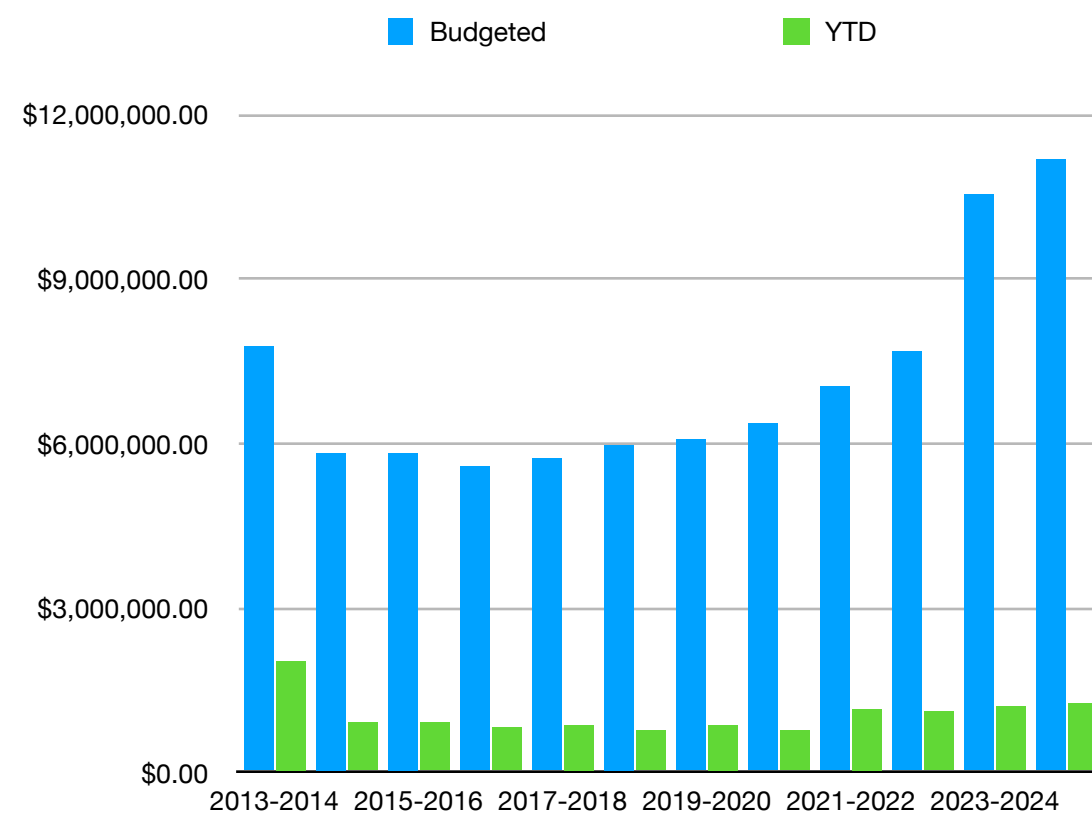
September Total Revenues

	Budgeted	YTD	Bonds	Percent
2013-2014	\$5,685,801.00	\$361,318.00		6.35%
2014-2015	\$5,483,179.00	\$343,289.00		6.26%
2015-2016	\$5,554,005.00	\$362,337.00		6.52%
2016-2017	\$5,589,962.00	\$370,011.00		6.62%
2017-2018	\$5,750,391.00	\$334,491.00		5.82%
2018-2019	\$5,998,473.00	\$394,250.00		6.57%
2019-2020	\$6,095,910.66	\$398,425.87		6.54%
2020-2021	\$6,365,984.62	\$385,545.39		6.06%
2021-2022	\$7,796,180.32	\$359,923.29		4.62%
2022-2023	\$8,397,863.62	\$653,548.71		7.78%
2023-2024	\$9,320,311.36	\$555,903.35	\$2,250,000.00	5.96%
2024-2025	\$8,905,832.00	\$538,671.00		6.05%



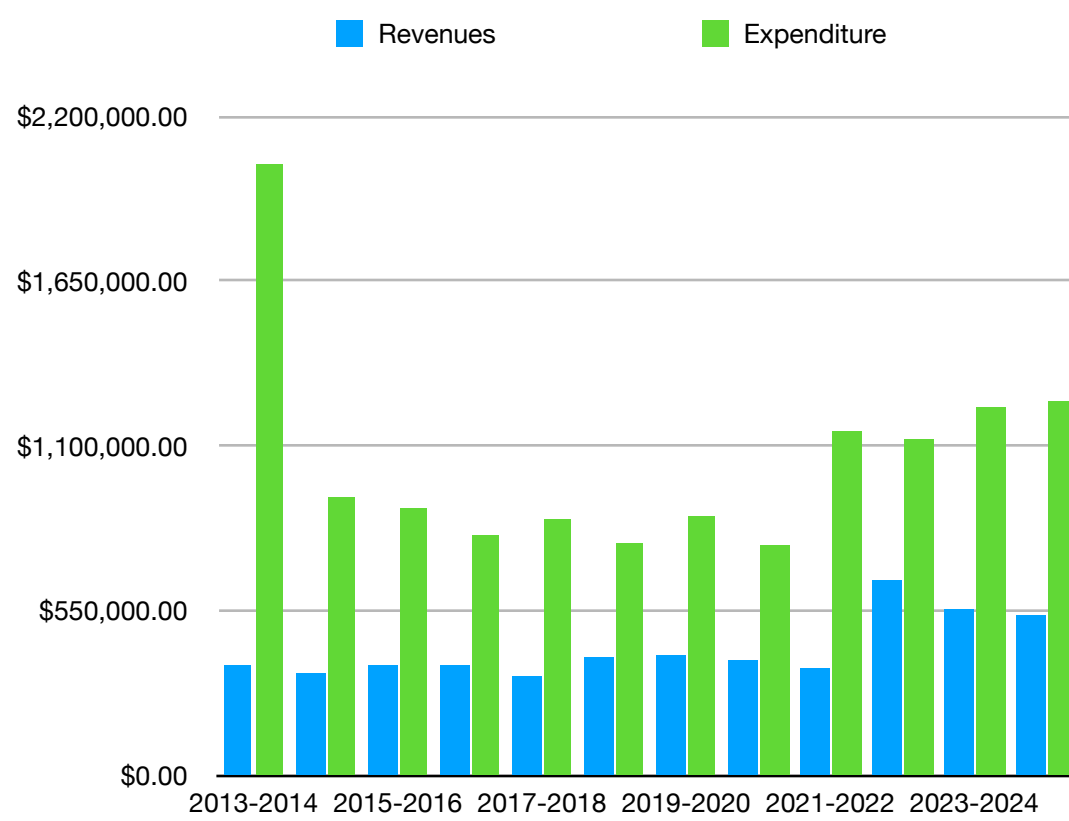
September Total Expenditures

	Budgeted	YTD	Projects	Percent
2013-2014	\$7,759,320.00	\$2,041,032.00		26.30%
2014-2015	\$5,834,539.00	\$926,364.00		15.88%
2015-2016	\$5,821,915.00	\$895,684.00		15.38%
2016-2017	\$5,606,633.00	\$804,892.00		14.36%
2017-2018	\$5,738,284.00	\$856,407.00		14.92%
2018-2019	\$5,992,176.00	\$772,771.00		12.90%
2019-2020	\$6,083,517.03	\$864,731.49		14.21%
2020-2021	\$6,350,650.90	\$764,153.78		12.03%
2021-2022	\$7,040,006.37	\$1,145,955.90		16.28%
2022-2023	\$7,675,038.87	\$1,120,156.98		14.59%
2023-2024	\$10,533,592.93	\$1,232,029.68	\$287,270.62	11.70%
2024-2025	\$11,196,292.91	\$1,250,985.31	\$1,542,353.03	11.17%



September Cash Flow

	Revenues	Expenditure	Difference
2013-2014	\$361,318.00	\$2,041,032.00	-\$1,679,714.00
2014-2015	\$343,289.00	\$926,364.00	-\$583,075.00
2015-2016	\$362,337.00	\$895,684.00	-\$533,347.00
2016-2017	\$370,011.00	\$804,892.00	-\$434,881.00
2017-2018	\$334,491.00	\$856,407.00	-\$521,916.00
2018-2019	\$394,250.00	\$772,771.00	-\$378,521.00
2019-2020	\$398,425.87	\$864,731.49	-\$466,305.62
2020-2021	\$385,545.39	\$764,153.78	-\$378,608.39
2021-2022	\$359,923.29	\$1,145,955.90	-\$786,032.61
2022-2023	\$653,548.71	\$1,120,156.98	-\$466,608.27
2023-2024	\$555,903.35	\$1,232,029.68	-\$676,126.33
2024-2025	\$538,671.00	\$1,250,985.31	-\$712,314.31



August Ending Cash

Ending Balance

Ending Balance

\$5,000,000.00

	Ending Balance
2014-2015	\$2,350,722.00
2015-2016	\$2,143,186.00
2016-2017	\$2,273,204.00
2017-2018	\$2,359,796.00
2018-2029	\$2,435,359.00
2019-2020	\$2,402,579.71
2020-2021	\$2,887,518.53
2021-2022	\$3,168,105.62
2022-2023	\$3,645,576.89
2023-2024	\$5,330,772.93
2024-2025	\$3,433,975.09

