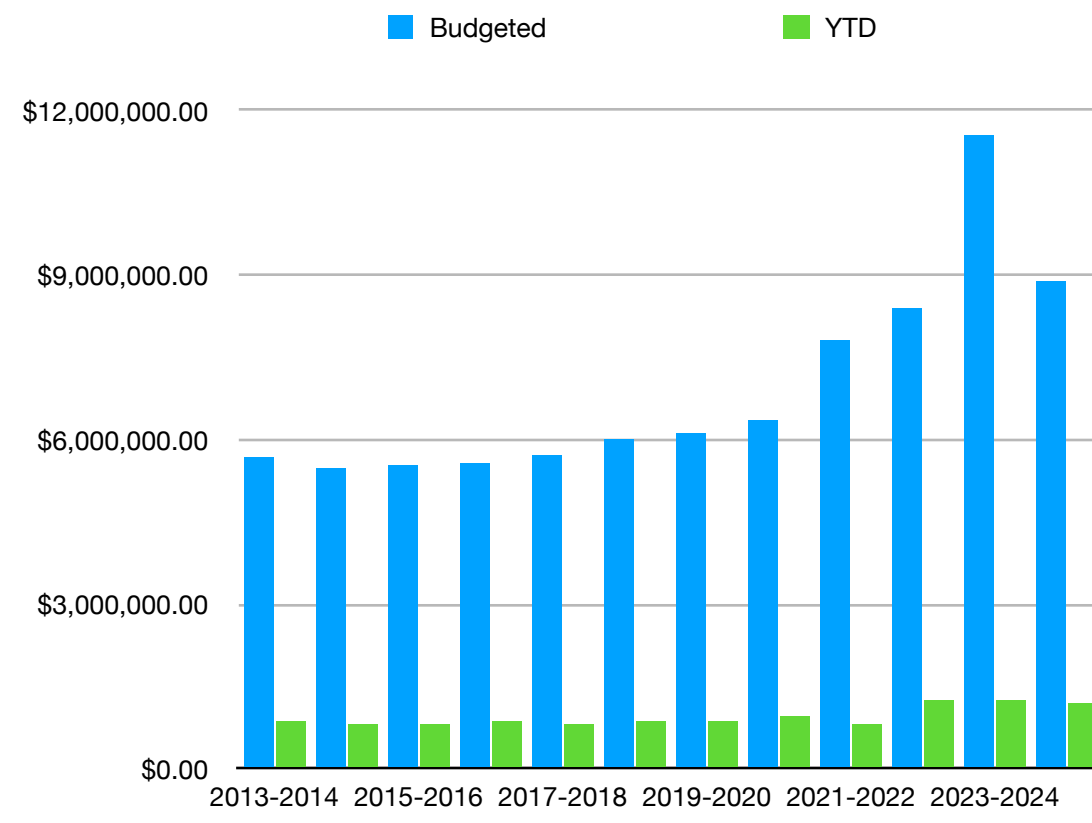


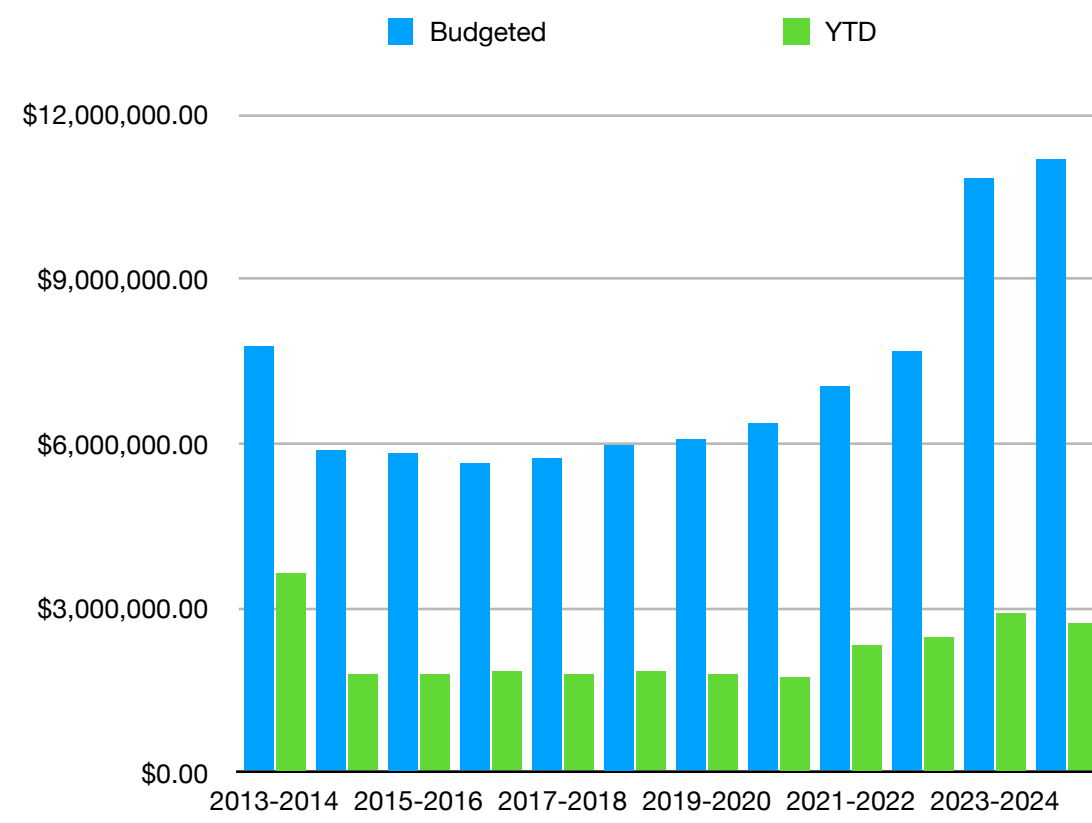
November Total Revenues

	Budgeted	YTD	Bonds	Percent
2013-2014	\$5,685,801.00	\$845,767.00		14.88%
2014-2015	\$5,483,179.00	\$809,457.00		14.76%
2015-2016	\$5,554,005.00	\$832,436.00		14.99%
2016-2017	\$5,589,962.00	\$873,599.00		15.63%
2017-2018	\$5,750,391.00	\$830,254.00		14.44%
2018-2019	\$5,998,473.00	\$886,163.00		14.77%
2019-2020	\$6,095,910.00	\$867,296.00		14.23%
2020-2021	\$6,365,984.62	\$950,144.77		14.93%
2021-2022	\$7,796,180.32	\$834,194.20		10.70%
2022-2023	\$8,397,863.62	\$1,275,981.08		15.19%
2023-2024	\$11,570,311.36	\$1,261,345.51	\$2,250,000.00	10.90%
2024-2025	\$8,905,832.00	\$1,206,448.82		13.55%



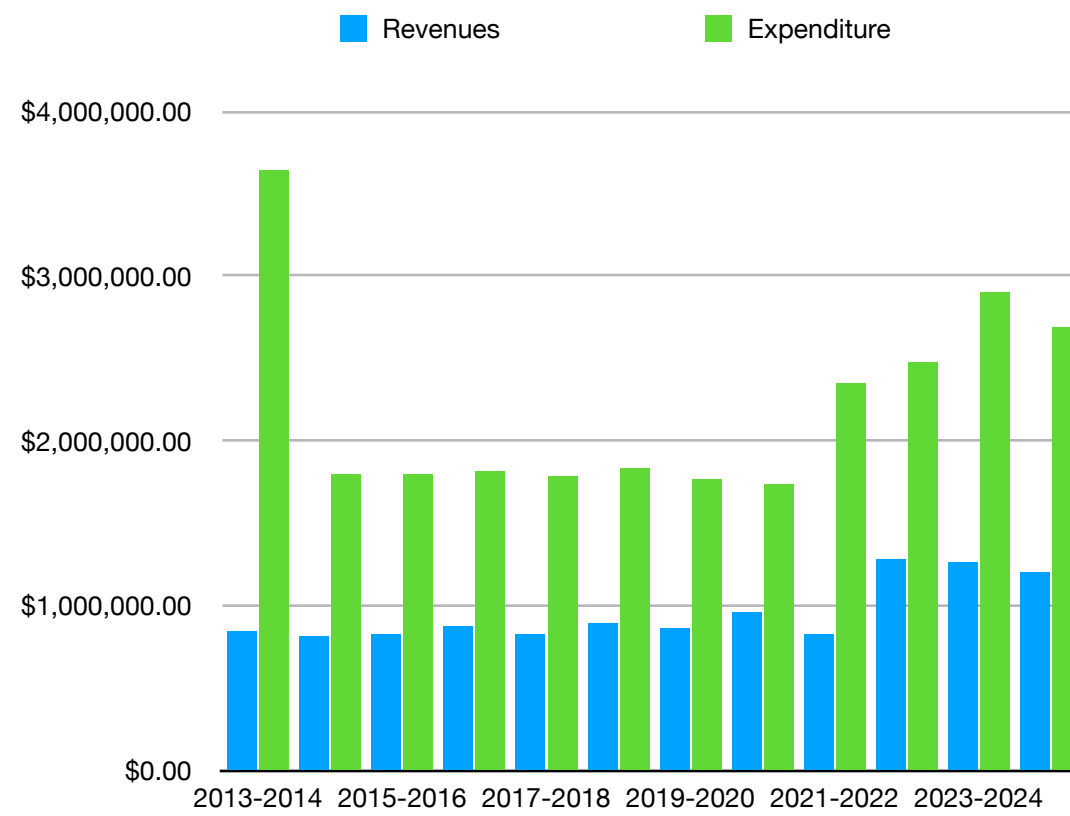
November Total Expenditures

	Budgeted	YTD	Projects	Percent
2013-2014	\$7,781,968.00	\$3,640,183.00		46.78%
2014-2015	\$5,857,048.00	\$1,794,944.00		30.65%
2015-2016	\$5,845,510.00	\$1,804,936.00		30.88%
2016-2017	\$5,629,428.00	\$1,818,424.00		32.30%
2017-2018	\$5,738,284.00	\$1,781,572.00		31.05%
2018-2019	\$5,992,176.00	\$1,839,339.00		30.70%
2019-2020	\$6,083,517.00	\$1,773,327.00		29.15%
2020-2021	\$6,350,650.90	\$1,739,429.10		27.39%
2021-2022	\$7,040,006.37	\$2,343,692.00		33.29%
2022-2023	\$7,675,038.87	\$2,485,450.88		32.38%
2023-2024	\$10,820,863.55	\$2,902,559.11	\$331,970.42	26.82%
2024-2025	\$11,196,292.91	\$2,696,925.83	\$2,100,674.56	24.09%



November Cash Flow

	Revenues	Expenditure	Difference
2013-2014	\$845,767.00	\$3,640,183.00	-\$2,794,416.00
2014-2015	\$809,457.00	\$1,794,944.00	-\$985,487.00
2015-2016	\$832,436.00	\$1,804,936.00	-\$972,500.00
2016-2017	\$873,599.00	\$1,818,424.00	-\$944,825.00
2017-2018	\$830,254.00	\$1,781,572.00	-\$951,318.00
2018-2019	\$886,163.00	\$1,839,339.00	-\$953,176.00
2019-2020	\$867,296.00	\$1,773,327.00	-\$906,031.00
2020-2021	\$950,144.77	\$1,739,429.10	-\$789,284.33
2021-2022	\$834,194.20	\$2,343,692.00	-\$1,509,497.80
2022-2023	\$1,275,981.08	\$2,485,450.88	-\$1,209,469.80
2023-2024	\$1,261,345.51	\$2,902,559.11	-\$1,641,213.60
2024-2025	\$1,206,448.82	\$2,696,925.83	-\$1,490,477.01



October Ending Cash

Ending Balance

Ending Balance

\$5,000,000.00

	Ending Balance
2014-2015	\$1,923,738.00
2015-2016	\$1,677,986.00
2016-2017	\$1,759,015.00
2017-2018	\$1,825,808.00
2018-2019	\$2,020,411.00
2019-2020	\$1,946,469.00
2020-2021	\$2,485,540.00
2021-2022	\$2,406,649.30
2022-2023	\$2,898,650.04
2023-2024	\$4,276,899.00
2024-2025	\$1,486,356.78

