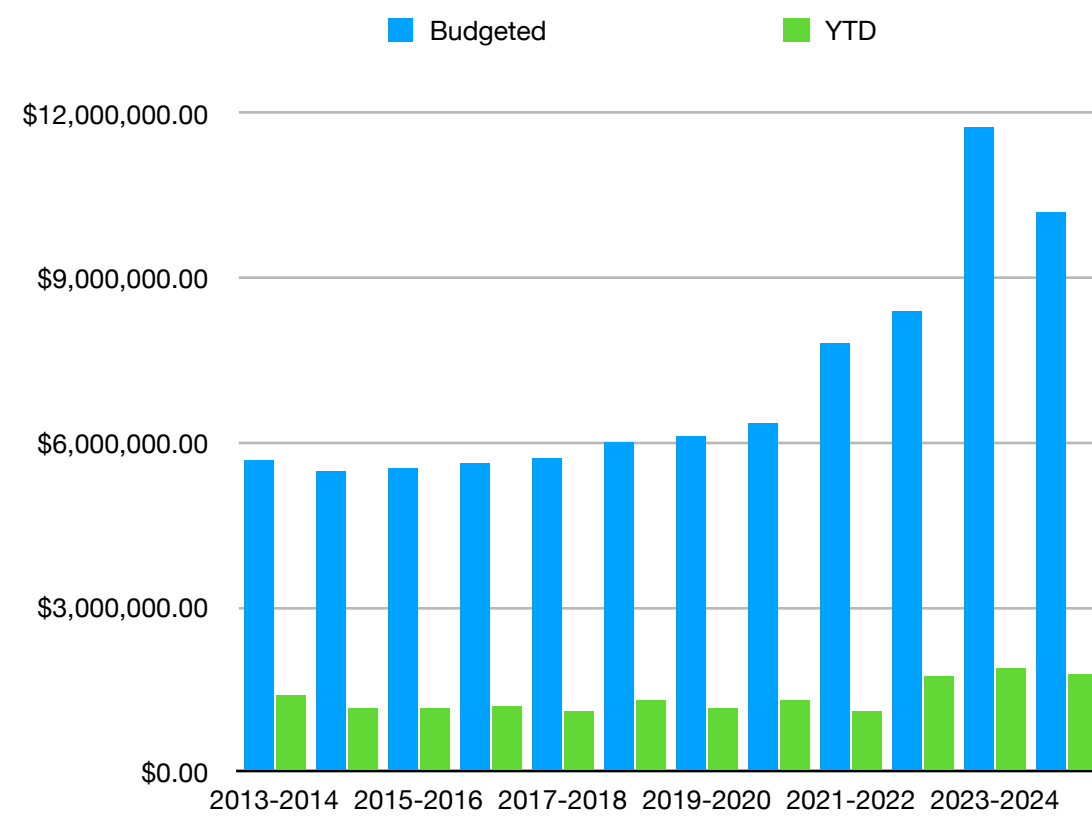


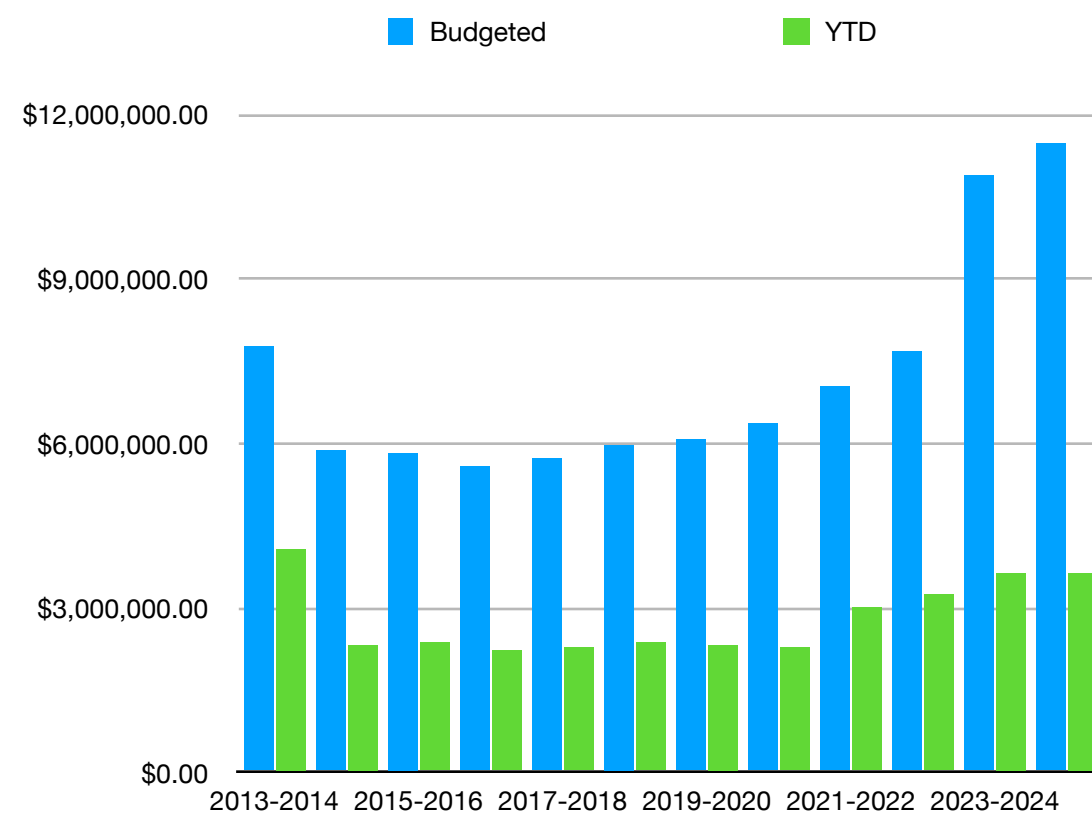
December Total Revenues

	Budgeted	YTD	Bonds	Percent
2013-2014	\$5,685,801.00	\$1,403,358.00		24.68%
2014-2015	\$5,483,179.00	\$1,151,832.00		21.01%
2015-2016	\$5,554,005.00	\$1,172,910.00		21.12%
2016-2017	\$5,628,735.00	\$1,220,924.00		21.69%
2017-2018	\$5,750,391.00	\$1,124,512.00		19.56%
2018-2019	\$5,998,473.00	\$1,303,274.00		21.73%
2019-2020	\$6,095,910.00	\$1,145,016.00		18.78%
2020-2021	\$6,365,984.00	\$1,302,359.00		20.46%
2021-2022	\$7,796,180.32	\$1,090,097.64		13.98%
2022-2023	\$8,397,863.62	\$1,717,724.99		20.45%
2023-2024	\$11,758,077.82	\$1,900,272.62	\$2,250,000.00	16.16%
2024-2025	\$10,194,276.90	\$1,783,345.87	\$392,050.00	17.49%



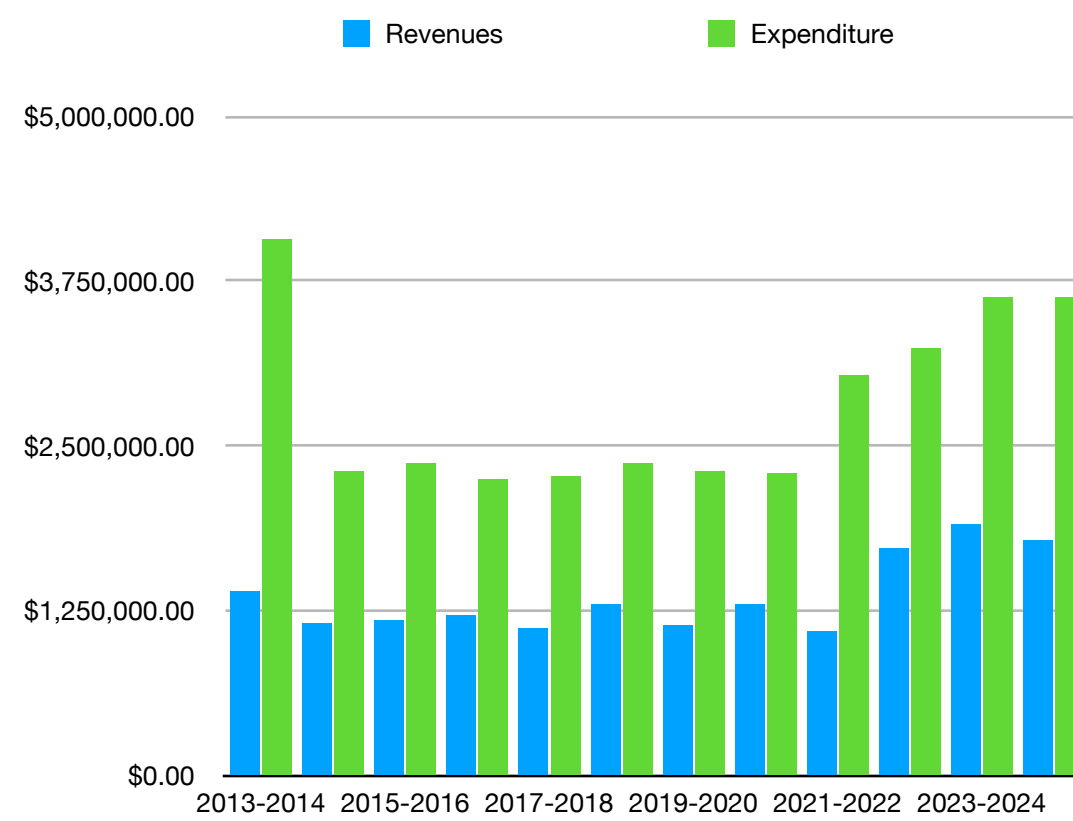
December Total Expenditures

	Budgeted	YTD	Projects	Percent
2013-2014	\$7,781,968.00	\$4,064,571.00		52.23%
2014-2015	\$5,857,048.00	\$2,312,509.00		39.48%
2015-2016	\$5,845,510.00	\$2,363,072.00		40.43%
2016-2017	\$5,595,928.00	\$2,254,316.00		40.28%
2017-2018	\$5,738,284.00	\$2,275,451.00		39.65%
2018-2019	\$5,992,176.00	\$2,374,095.00		39.62%
2019-2020	\$6,083,517.00	\$2,317,987.00		38.10%
2020-2021	\$6,350,650.00	\$2,293,869.00		36.12%
2021-2022	\$7,040,006.37	\$3,031,845.87		43.07%
2022-2023	\$7,675,038.87	\$3,232,744.14		42.12%
2023-2024	\$10,891,152.55	\$3,627,766.60	\$396,472.15	33.31%
2024-2025	\$11,461,292.91	\$3,620,308.16	\$2,462,061.37	31.59%



December Cash Flow Year to Date

	Revenues	Expenditure	Difference
2013-2014	\$1,403,358.00	\$4,064,571.00	-\$2,661,213.00
2014-2015	\$1,151,832.00	\$2,312,509.00	-\$1,160,677.00
2015-2016	\$1,172,910.00	\$2,363,072.00	-\$1,190,162.00
2016-2017	\$1,220,924.00	\$2,254,316.00	-\$1,033,392.00
2017-2018	\$1,124,512.00	\$2,275,451.00	-\$1,150,939.00
2018-2019	\$1,303,274.00	\$2,374,095.00	-\$1,070,821.00
2019-2020	\$1,145,016.00	\$2,317,987.00	-\$1,172,971.00
2020-2021	\$1,302,359.00	\$2,293,869.00	-\$991,510.00
2021-2022	\$1,090,097.64	\$3,031,845.87	-\$1,941,748.23
2022-2023	\$1,717,724.99	\$3,232,744.14	-\$1,515,019.15
2023-2024	\$1,900,272.62	\$3,627,766.60	-\$1,727,493.98
2024-2025	\$1,783,345.87	\$3,620,308.16	-\$1,836,962.29



November Ending Cash

Ending Balance

Ending Balance

\$5,000,000.00

	Ending Balance
2014-2015	\$1,825,969.00
2015-2016	\$1,604,321.00
2016-2017	\$1,604,878.00
2017-2018	\$1,647,499.00
2018-2019	\$1,819,233.00
2019-2020	\$1,776,612.00
2020-2021	\$2,366,952.00
2021-2022	\$2,044,351.00
2022-2023	\$2,631,392.29
2023-2024	\$4,158,400.32
2024-2025	\$1,267,862.76

