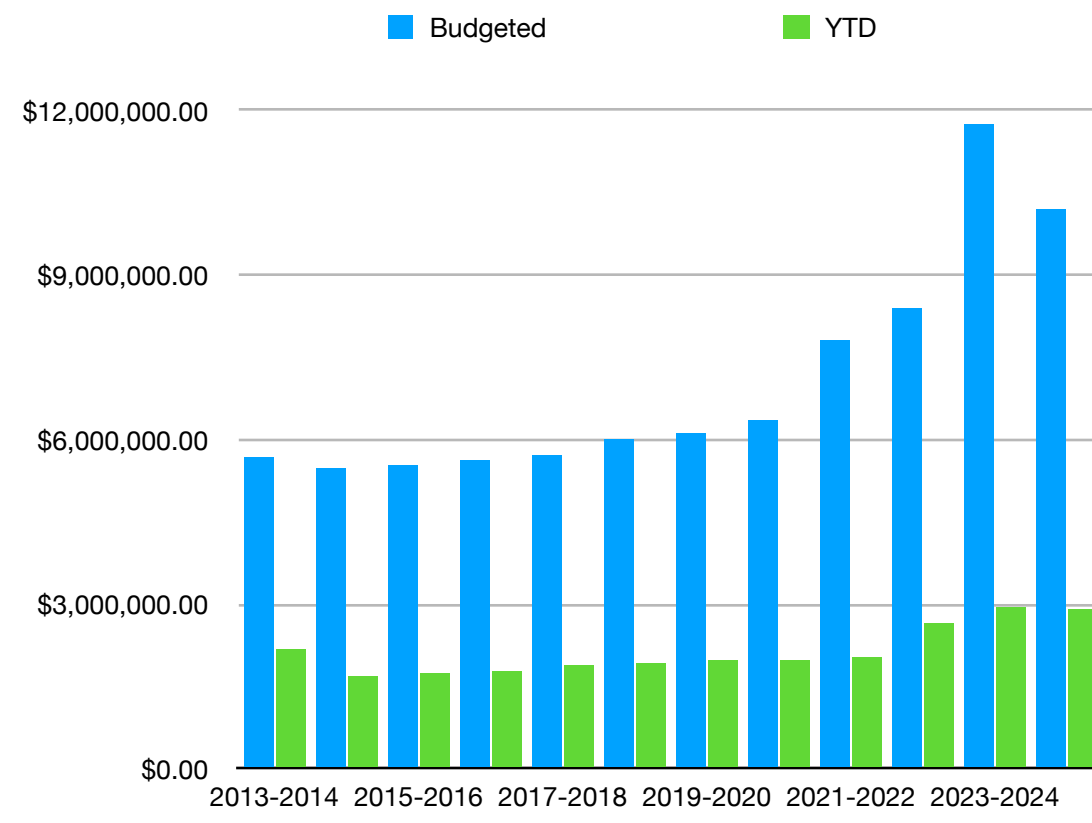


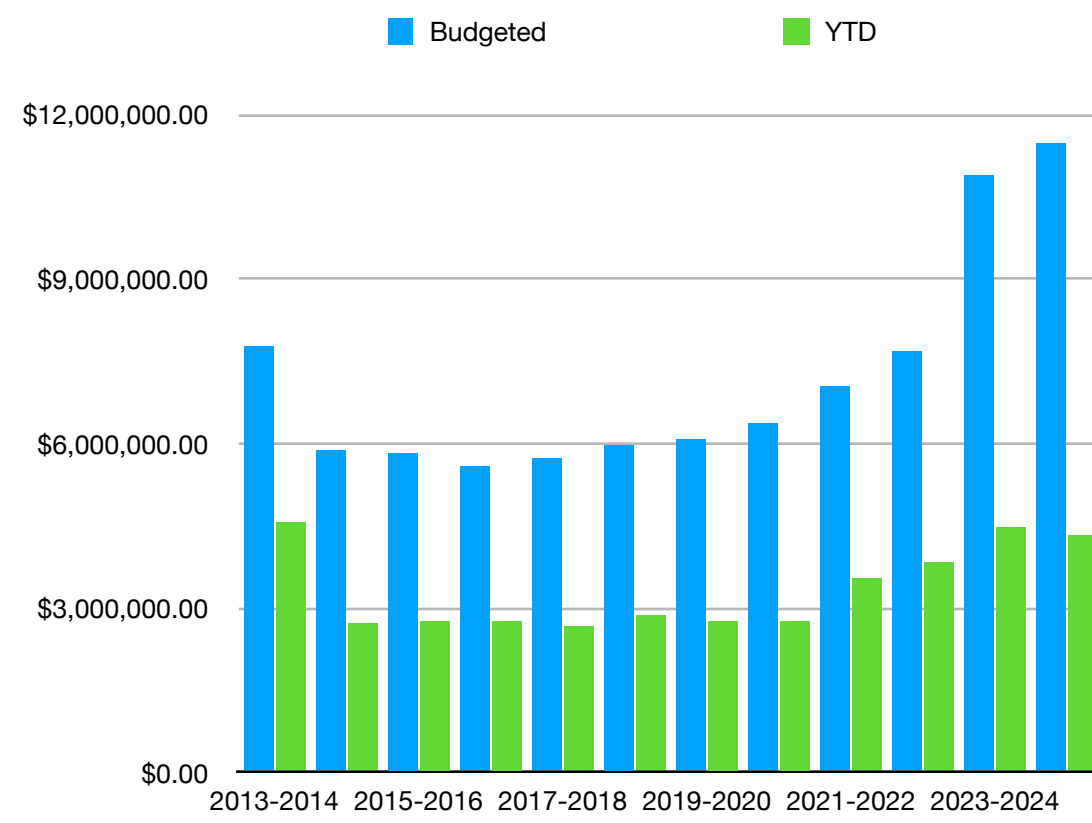
January Total Revenues

	Budgeted	YTD	Bonds	Percent
2013-2014	\$5,685,801.00	\$2,167,489.00		38.12%
2014-2015	\$5,483,179.00	\$1,715,520.00		31.29%
2015-2016	\$5,554,005.00	\$1,750,236.00		31.51%
2016-2017	\$5,628,735.00	\$1,805,233.00		32.07%
2017-2018	\$5,750,391.00	\$1,865,013.00		32.43%
2018-2019	\$5,998,473.00	\$1,936,736.00		32.29%
2019-2020	\$6,095,910.00	\$1,995,056.00		32.73%
2020-2021	\$6,365,984.00	\$1,967,497.64		30.91%
2021-2022	\$7,796,180.00	\$2,023,705.00		25.96%
2022-2023	\$8,397,863.62	\$2,669,680.85		31.79%
2023-2024	\$11,758,077.82	\$2,935,105.60	\$2,250,000.00	24.96%
2024-2025	\$10,194,276.00	\$2,927,083.89	\$392,050.00	28.71%



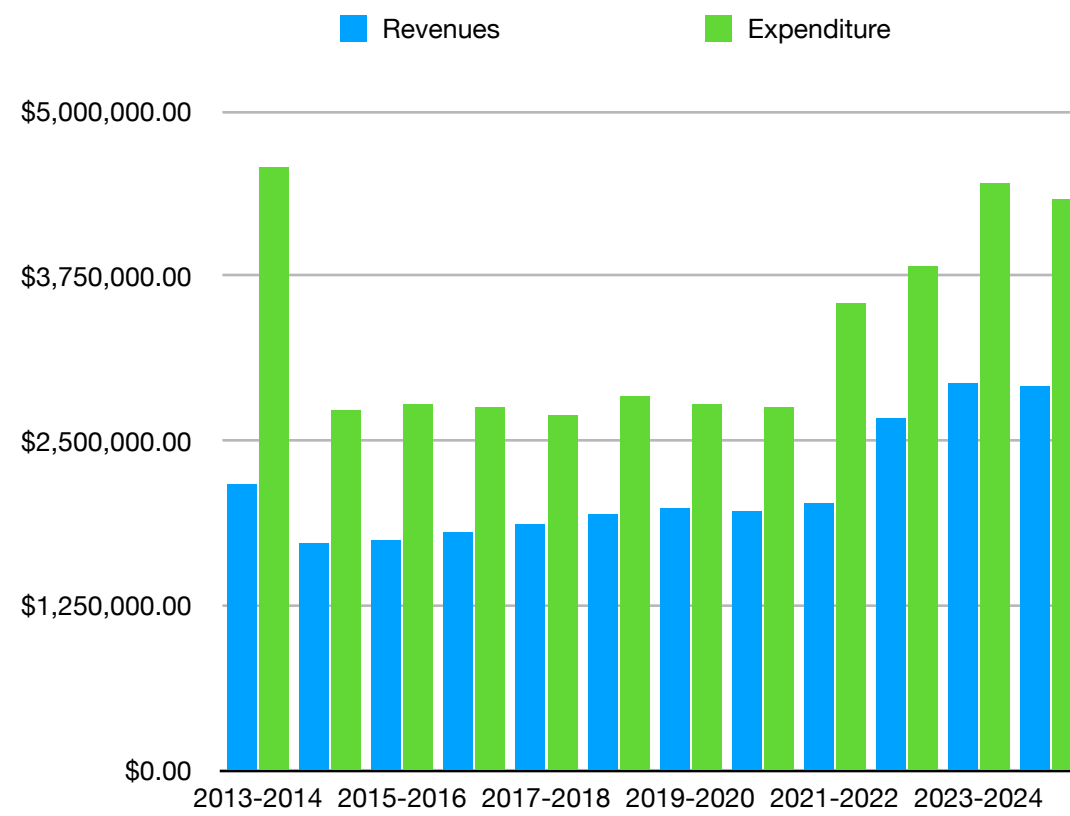
January Total Expenditures

	Budgeted	YTD	Projects	Percent
2013-2014	\$7,781,968.00	\$4,568,248.00		58.70%
2014-2015	\$5,857,048.00	\$2,739,607.00		46.77%
2015-2016	\$5,845,510.00	\$2,784,835.00		47.64%
2016-2017	\$5,595,928.00	\$2,747,328.00		49.10%
2017-2018	\$5,738,284.00	\$2,689,890.00		46.88%
2018-2019	\$5,992,176.00	\$2,840,544.00		47.40%
2019-2020	\$6,083,517.00	\$2,778,031.00		45.66%
2020-2021	\$6,350,650.00	\$2,746,279.00		43.24%
2021-2022	\$7,040,006.00	\$3,550,882.00		50.44%
2022-2023	\$7,675,038.87	\$3,835,137.79		49.97%
2023-2024	\$10,891,152.55	\$4,451,272.28	\$408,859.99	40.87%
2024-2025	\$11,461,292.91	\$4,331,199.93	\$2,585,785.02	37.79%



January Cash Flow Year to Date

	Revenues	Expenditure	Difference
2013-2014	\$2,167,489.00	\$4,568,248.00	-\$2,400,759.00
2014-2015	\$1,715,520.00	\$2,739,607.00	-\$1,024,087.00
2015-2016	\$1,750,236.00	\$2,784,835.00	-\$1,034,599.00
2016-2017	\$1,805,233.00	\$2,747,328.00	-\$942,095.00
2017-2018	\$1,865,013.00	\$2,689,890.00	-\$824,877.00
2018-2019	\$1,936,736.00	\$2,840,544.00	-\$903,808.00
2019-2020	\$1,995,056.00	\$2,778,031.00	-\$782,975.00
2020-2021	\$1,967,497.64	\$2,746,279.00	-\$778,781.36
2021-2022	\$2,023,705.00	\$3,550,882.00	-\$1,527,177.00
2022-2023	\$2,669,680.85	\$3,835,137.79	-\$1,165,456.94
2023-2024	\$2,935,105.60	\$4,451,272.28	-\$1,516,166.68
2024-2025	\$2,927,083.89	\$4,331,199.93	-\$1,404,116.04



December Ending Cash

Ending Balance

Ending Balance

\$5,000,000.00

	Ending Balance
2014-2015	\$1,879,959.00
2015-2016	\$1,598,133.00
2016-2017	\$1,682,356.00
2017-2018	\$1,893,892.00
2018-2019	\$1,905,496.00
2019-2020	\$2,069,749.00
2020-2021	\$2,478,270.00
2021-2022	\$2,291,866.19
2022-2023	\$2,734,345.77
2023-2024	\$4,342,478.43
2024-2025	\$1,392,258.91

